





TOMOHI GASKET KIT

Japanese Products

Tel: +81-90-1784-8485



MADE IN JAPAN

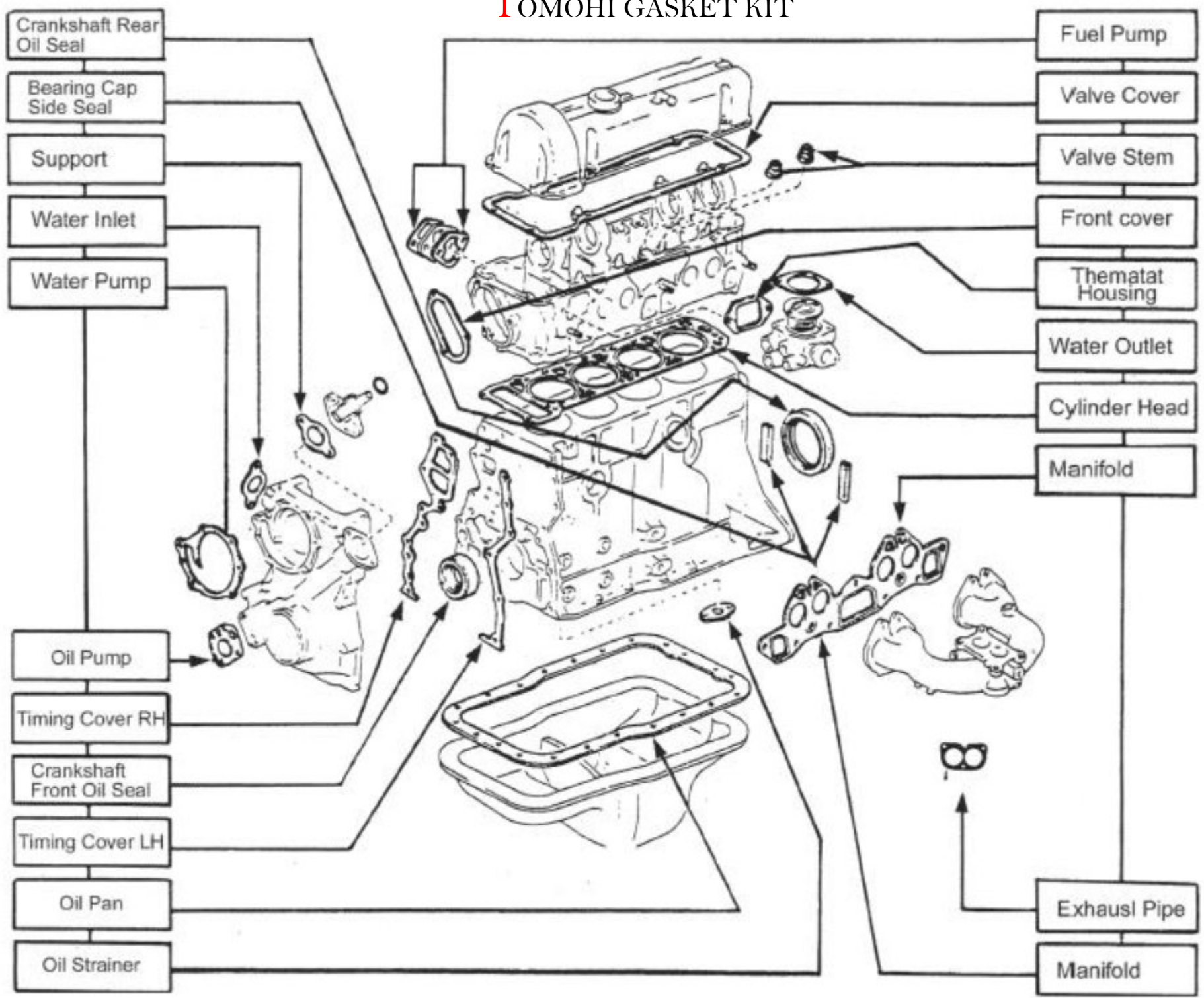
www.tomohi.jp - info@tomohi.jp

TOMOHI GASKET KIT





































GASKETS USED IN AN AUTOMOBILE ENGINE






































TOMOHI GASKET KIT

























































































Engine Model	Page	Engine Model	Page	Engine Model	Page
A Series		F		1MZ-FE	
2A 1A		2F		2MZ-FE	
2A		3F		3MZ-FE	
2AU		3F-E		NR Series	
3A		FZ Series		* 1NR-FE	
3AC		1FZ-FE		* 2NR-FE	
4A		G Series		NZ Series	
4AF		1G-EU		1NZ-FE 2NZ-FE	
4A-FE		1G-FE		1NZ	
4AF-FE		1G-GEU		2NZ	
4AG		GR Series		1NZ-FXE	
4A-GE		1GR-FE		2NZ-FE	
4A-GZE		2GR-FE		P Series	
4AL		JZ Series		3P	
5A-F		2JZ		4P	
5A-FE		2JZ-GE		R Series	
7A-FE		2JZ-GTE		5R	
AR Series		K Series		6R 7R 8R	
* 1AR-FE		3K		6R 7R 8R 18R	
2AR-FE		4K		12R	
AZ Series		5K		12R-JU	
1AZ-FE		7K		18R	
1AZ-FSE		7K-E		18R-U	
2AZ-FE		KR Series		20R	
2AZ-FSE		1KR-FE		21R	
E Series		M Series		21R-U	
1E		4M		22R	
2E		4M-EU		22R-E	
2E-ELU		5M-E		22R-EC	
3E		5M-EU		RZ Series	
3E-E		5M-GEU		* 1RZ	
4E-FE		6M-GEU		2RZ	
5E-F		7M-GE		2RZ-FE 3RZ-FE	
5E-FE		7M-GTE		2RZ-FE	
F Series		MZ Series		3RZ-FE	








































Engine Model	Page	Engine Model	Page	Engine Model	Page
S Series		3VZ-FE			
1S		5VZ-FE			
2S		Y Series			
3S		1Y 2Y 3Y			
3S-FE		2Y-J			
3S-GE		3Y			
3S-GTE		4Y			
4S-FE		4Y-EC			
4S-FI		4Y-8F			
5S		ZR Series			
5S-FE		1ZR-FE 2ZR-FE			
SZ Series		2ZR-FE			
1SZ-FE		* 3ZR-FE			
2SZ-FE		ZZ Series			
3SZ-VE		1ZZ-FE			
T Series		2ZZ-GE			
2T		3ZZ-FE 4ZZ-FE			
2T 3T		3ZZ-FE			
2T		* 4ZZ-FE			
2T 3T					
2T 3T 12T 13T					
TR-FE Series					
1TR-FE					
2TR-FE					
TZ Series					
2TZ-FE					
2TZ-FZE					
UZ Series					
1UZ-FE					
2UZ-FE					
3UZ-FE					
VZ Series					
1VZ-FE					
2VZ					
3VZ					






































No	Engine	Car Name / Year / Model	Full Set	Head Set	Cyl. Head	Valve Cover	Valve Seal	Manifold IN	Manifold EX	Exhaust Pipe	Oil Pan	Oil Seals
1	2A 1A	TERCEL CORSA 1500 AL10LAL10Z 1976.8-79.6 1452cc	SWF27100 04111-15010	SWH27100 04112-15010	SWG2710 (NK) 11115-14010/20 11115-14040 11115-15020/30/40/42 	SWV2711 11213-15020 	SWS27001(8) 90913-02038	SWM2708 17172-15010 		SWX27008(2) 	SWP2708 	SWR27001 70*92*8.5 SWO27016 32*46*6 SWO27001 35*49*6
2	2A	TERCEL CORSA 1300 AL11LAL11Z 1979.6-82 1293cc	SWF27101 04111-14020 04111-14021	SWH27101 04112-14020 04112-14021	SWG2710 (NK) 11115-14010/20 11115-14040 11115-15020/30/40/42 	SWV2711 11213-15020 	SWS27001(8) 90913-02038	SWM2708 17172-15010 		SWX27001(2) 	SWP2708 12151-15020 	SWR27001 70*92*8.5 SWO27016 32*46*6 SWO27001 35*49*6
3	2AU	TERCEL CORSA COROLLA 1300 AL20Z AL20L AL20K 1982-84 1295cc	SWF27080 04111-14040 04111-14041	SWH27080 04112-14040 04112-14041	SWG2708 (NK) 11115-14030 11115-14031 	SWV2711 11213-15020 	SWS27001(8) 90913-02038	SWM2708 17172-15010 		SWX27008  SWX27025 	SWP2708 	SWR27001 70*92*8.5 SWO27016 32*46*6 SWO27001 35*49*6
4	2AU	TERCEL CORSA COROLLA 1300 AL20Z AL220L 1984-8 1295cc	SWF27081 04111-14070	SWH27081 04112-14070	SWG2708 (NK) 11115-14030 11115-14031 	SWV2712 11213-15040 	SWS27001(8) 90913-02038	SWM2708 17172-15010 		SWX27008  SWX27001(2) 	SWP2708 	SWR27001 70*92*8.5 SWO27016 32*46*6 SWO27001 35*49*6
5	3A	TERCEL CORSA 1500 COROLLA SPRINTER 1500 AE70E AF70F AL12Z AL12L 1979.3-82.5 1452cc	SWF27104 04111-15020 04111-15021	SWH27104 04112-15020 04112-15021	SWG2710 (NK) 11115-14010/20/40 11115-15020/30/40/42 	SWV2711 11213-15020 	SWS27001(8) 90913-02038	SWM2708 17172-15010 		SWX27001(2)  SWX27008 	SWP2708 	SWR27001 70*92*8.5 SWO27016 32*46*6 SWO27001 35*49*6
6	3A	CARINA COROLLA 1500 KP39 AA60A AL21 AL25 1982-84 1452cc	SWF27110 04111-15030 04111-15031	SWH27110 04112-15030	SWG2711 (NK) 11115-15060 	SWV2711 11213-15020 	SWS27001(8) 90913-02038	SWM2708 17172-15010 		SWX27008  SWX27001(2) 	SWP2708 	SWR27001 70*92*8.5 SWO27016 32*46*6 SWO27001 35*49*6















































No	Engine	Car Name / Year / Model	Full Set	Head Set	Cyl. Head	Valve Cover	Valve Seal	Manifold IN	Manifold EX	Exhaust Pipe	Oil Pan	Oil Seals
7	3A	CARINA COROLLA 1500 CORONA 1500 AE81E AT150AW10 1983- 1452cc	SWF27112 04111-15050	SWH27112 04112-15050	SWG2711 (NK) 11115-15060 	SWV2712 11213-15040 	SWS27001(8) 90913-02038	SWM2708 17172-15010 		SWX27001(2)  SWX27008 	SWP2708 	SWR27001 70*92*8.5 SWO27016 32*46*6 SWO27001 35*49*6
8	3A	COROLLA CARINA 1300 AL21 AL25 1984- 1452cc	SWF27111 04111-15060 04111-15061	SWH27111 04112-15060	SWG2711 (NK) 11115-15060 	SWV2712 11213-15040 	SWS27001(8) 90913-02038	SWM2708 17172-15010 		SWX27001(2)  SWX27008 	SWP2708 12151-15020 	SWR27001 70*92*8.5 SWO27016 32*46*6 SWO27001 35*49*6
9	3AC	COROLLA 1500 TERCEL 1500 8V AL21 25Z 1983- 1452cc	SWF27105 04111-15040	SWH27105 04112-15040	SWG2710 (NK) 11115-14010/20/40 11115-15020/30/40/42 	SWV2711 11213-15020 	SWS27001(8) 90913-02038	SWM2708 17172-15010 		SWX27008  SWX27001(2) 	SWP2708 	SWR27001 70*92*8.5 SWO27016 32*46*6 SWO27001 35*49*6
10	4A	CARINA COROLLA 1600 AE82 1983-84 1587cc	SWF27120 04111-16010 04111-16011 04111-16031/2 04111-16030	SWH27120 04112-16011 04112-16030	SWG2712 (NK) 11115-16010 11115-16030 	SWV2711 11213-15020 	SWS27001(8) 90913-02038	SWM2708 17172-15010 		SWX27008 	SWP2708 	SWR27001 70*92*8.5 SWO27016 32*46*6 SWO27001 35*49*6
11	4A	CARINA COROLLA 1600 AE82E AT151ST 1983- 1587cc	SWF27121 04111-16050	SWH27121 04112-16050	SWG2712 (NK) 11115-16010 11115-16030 	SWV2711 11213-15020 	SWS27001(8) 90913-02038	SWI2712 17172-16010  SWM2708 	SWE2712 17172-16010 	SWX27008(2) 	SWP2708 	SWR27001 70*92*8.5 SWO27016 32*46*6 SWO27001 35*49*6
12	4A	CARINA 1600 AT151SQ 1984- 1587cc	SWF27122 04111-16060	SWH27122 04112-16060	SWG2712 (NK) 11115-16010 11115-16030 	SWV2712 11213-15040 	SWS27001(8) 90913-02038	SWI2712 17172-16010  SWM2708 	SWE2712 	SWX27008(2) 	SWP2708 	SWR27001 70*92*8.5 SWO27016 32*46*6 SWO27001 35*49*6



































No	Engine	Car Name / Year / Model	Full Set	Head Set	Cyl. Head	Valve Cover	Valve Seal	Manifold IN	Manifold EX	Exhaust Pipe	Oil Pan	Oil Seals
13	4AF	COROLLA SPRINTER 1600 AE95 DOHC 1987- 1587cc	SWF27150 04111-16131/2 04111-16141/3 04111-16150/2	SWH27150 04112-16131 04112-16132 04112-16141	SWG2715 (NK) 11115-16082 	SWV2715 11213-15050 	SWS27008(8) 90913-02066 SWS27031(8) 90913-02062	SWI2715A 17171-15020 	SWE2715A 17173-15010 	SWX27007(2)  SWX27012 	SWP2708 12151-15020 	SWR27001 70*92*8.5 SWO27016 32*46*6 SWO27001 35*49*6
14	4A-FE	COROLLA CARINA 1600 AE101 AE104 DOHC 1991- 1587cc	SWF27161 04111-16230 04111-16231	SWH27161 04112-16230	SWG2716 (NK) 11115-16130 11115-16150 	SWV2717 	SWS27008(8) 90913-02066 SWS27031(8) 90913-02062	SWI2716 	SWE2716 	SWX27019  SWX27002(2) 	SWP2716A  SWP2716 	SWR27001 70*92*8.5 SWO27016 32*46*6 SWO27001 35*49*6
15	4A-FE	COROLLA 1600 AE101 DOHC 1992- 1587cc	SWF27160 04111-16250	SWH27160 04112-16250	SWG2716 (NK) 11115-16130 11115-16150 	SWV2717 	SWS27008(8) 90913-02066 SWS27031(8) 90913-02062	SWI2716 	SWE2716 17173-15040 	SWX27002(2)  SWX27008(2)  SWX27010(2) 	SWP2716A  SWP2716 	SWR27001 70*92*8.5 SWO27016 32*46*6 SWO27001 35*49*6
16	4AF-FE	COROLLA 1600 AE92 AE95 DOHC 1988- 1587cc	SWF27151 04111-16122 04111-16123 04111-16153 04111-16154	SWH27151 04112-16122 04112-16123 04112-16153 04112-16154	SWG2715 (G) 11115-16082 	SWV2715 11213-15050 	SWS27008(8) 90913-02066 SWS27031(8) 90913-02062	SWI2715B 17171-16030 	SWE2715B 	SWX27002(4)  SWX27008 	SWP2716A  SWP2716 	SWR27001 70*92*8.5 SWO27016 32*46*6 SWO27001 35*49*6
17	4AF-FE	COROLLA 1600 AE92 AE95 DOHC 1988- 1587cc	SWF27152 04111-16160 04111-16161/2 04111-16171 04111-16172	SWH27152 04112-16160 04112-16162 04112-16170 04112-16172	SWG2715 (G) 11115-16082 	SWV2715 11213-15050 	SWS27008(8) 90913-02066 SWS27031(8) 90913-02062	SWI2715A 	SWE2715B 	SWX27008  SWX27012 	SWP2716A  SWP2716 	SWR27001 70*92*8.5 SWO27016 32*46*6 SWO27001 35*49*6
18	4AG	CELICA COROLLA 1600 CORONA 1600 DOHC AE86 AA63B AT141 1984- 1587cc	SWF27130 04111-16022/23 04111-16025	SWH27130 04112-16022/23 04112-16024/25 04112-16070/71 04112-16042	SWG2713 (NK) 11115-16030 	SWV2713(2) 11213-16010 	SWS27008(8) 90913-02066 SWS27031(8) 90913-02062	 	SWE2712 	SWX27008(2)  SWX27012(2) 	SWP2716A  SWP2716 	SWR27001 70*92*8.5 SWO27016 32*46*6 SWO27001(2) 35*49*6

































No	Engine	Car Name / Year / Model	Full Set	Head Set	Cyl. Head	Valve Cover	Valve Seal	Manifold IN	Manifold EX	Exhaust Pipe	Oil Pan	Oil Seals	
19	4AG	CELICA SPRINTER 1600 CORONA COROLLA 1600 DOHC AA63BAT141 AE82 AAE92AT160 AT171 1984-89 1588cc	SWF27131 04111-16070/71 04111-16072/73	SWH27131 04112-16022/23 04112-16024/25 04112-16070/71 04112-16042	SWG2713 (NK) 11115-16030 	SWV2713(2) 11213-16010 	SWS27008(8) 90913-02066 SWS27031(8) 90913-02062	SWI2712  SWU2712 	SWE2712 	SWX27008(2)  SWX27019 		SWR27001 70*92*8.5 SWO27016 32*46*6 SWO27001(2) 35*49*6	
20	4A-GE	COROLLA CARINA 1600 AE92 AT160AT171 16V 1987- 1587cc	SWF27180 04111-16075	SWH27180 04112-16072	SWG2718 (NK) 11115-16070 	SWV2713(2) 11213-16010 	SWS27008(8) 90913-02066 SWS27031(8) 90913-02062	SWI2712  SWU2712 	SWE2712 	SWX27008(2) 		SWR27001 70*92*8.5 SWO27016 32*46*6 SWO27001(2) 35*49*6	
21	4A-GZE	COROLLA 1600 AE92 DOHC 1989- 1587cc	SWF27181 04111-16200 04111-16201 04111-16202	SWH27181 04112-16200	SWG2718 (NK) 11115-16070 	SWV2713(2) 11213-16010 	SWS27008(8) SWS27031(8) 17172-15010	SWI2718 17172-15010 	SWE2712 	SWX27008(2) 		SWR27001 70*92*8.5 SWO27016 32*46*6 SWO27001 35*49*6	
22	4AL	COROLLA CHEVROLET 1600 AE82 AE89 1985-1987 1587cc	SWF27140 04111-16090 04111-16091	SWH27140 04112-16090 04112-16091	SWG2714 (NK) 11115-16050 	SWV2712 	SWS27001(8) 17172-15010	SWM2708 17172-15010 		SWX27006(2)  SWX27008 	SWP2708 		SWR27001 70*92*8.5 SWO27016 32*46*6 SWO27001 35*49*6
23	5A-F	COROLLA 1500 AE91 1987- 1498cc	SWF27190 04111-15090	SWH27190 04112-15100 04112-15101/4	SWG2719 (NK) 11115-15071 11115-15072	SWV2715 	SWS27008(8) 90913-02066 SWS27031(8) 90913-02062	SWI2715A 	SWE2715B 	SWX27008 	SWP2708 		SWR27001 70*92*8.5 SWO27016 32*46*6 SWO27001 35*49*6
24	5A-FE	COROLLA 1500 AE100 1991- 1498cc	SWF27060 04111-16220	SWH27060 04112-16220	SWG2706 (G) 11115-15090 	SWV2717 11213-15070 	SWS27008(8) 90913-02066 SWS27031(8) 90913-02062	SWI2716 	SWE2716 17173-15040 	SWX27008(2)  SWX27003 	SWP2708  SWP2708 		SWR27001 70*92*8.5 SWO27016 32*46*6 SWO27001 35*49*6














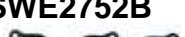
























No	Engine	Car Name / Year / Model	Full Set	Head Set	Cyl. Head	Valve Cover	Valve Seal	Manifold IN	Manifold EX	Exhaust Pipe	Oil Pan	Oil Seals
25	7A-FE	COROLLA 1800 AE102 DOHC 16V 1992- 1762cc	SWF27170 04111-16270 04111-16280	SWH27170 04112-16270 04112-16280	SWG2717 (S) 11115-16120 11115-16121 	SWV2717 11213-15070 	SWS27004(8) SWS27020(8)	SWI2716 	SWE2716 	SWX27008(2)  SWX27003  SWX27019 	SWP2716A  SWP2716 	SWR27001 70*92*8.5 SWO27016 32*46*6 SWO27001 35*49*6
26	7A-FE	COROLLA 1800 AE102 DOHC 1992- 1762cc	SWF27170S 04111-16270 04111-16280	SWH27170S 04112-16270 04112-16280	SWG2717 (S) 11115-16120 11115-16121 	SWV2717 11213-15070 	SWS27004(8) SWS27020(8)	SWI2716 	SWE2716 17173-15040 	SWX27008(2)  SWX27013  SWX27019 	SWP2716A  SWP2716 	SWR27001 70*92*8.5 SWO27016 32*46*6 SWO27001 35*49*6
27	* 1AR-FE NEW	LEXUS RX270 VENZA 2700 HIGHLANDER DOHC 16V 2009- 2672cc	SWF270410 04111-36040	SWH270410 04112-36040	SWG27041 (S) 11115-36030 	SWV27041 	SWS27033V(8) SWS27034V(8)	SWI27041 	SWE27041 	SWX27191 		SWR27036 89*105*10 SWO27909 42*54*6
28	2AR-FE NEW	CAMRY 2500 DOHC 16V 2009- 2494cc	SWF270420 04111-36150	SWH270420 04112-36130	SWG27042 (S) 11115-36040 	SWV27041 	SWS27033V(8) SWS27034V(8)	SWI27042 	SWE27041 	SWX27047 		SWR27036 89*105*10 SWO27909 42*54*6
29	1AZ-FE	AVENSIS 2000 ACA2 DOHC 16V 2000- 1998cc	SWF270081 04111-28070 04111-28120	SWH270081 04112-28070	SWG27008 (S) 11115-28020 	SWV27009 11213-28021 	SWS27023(8) SWS27024(8)	SWI27009 17177-28010 	SWE27008 	SWX27107 		SWR27036 89*105*10 SWOS27004 38*50*7
30	1AZ-FSE	RAV4 PICNIC VERSO WISH CAMRY ACA2 DOHC 16V 2000- 1998cc	SWF270080 04111-28060 04111-28064	SWH270080 04112-28060	SWG27008 (S) 11115-28020 	SWV27008 11213-28040 	SWS27023(8) SWS27024(8)	SWI27008 17171-28010  SWU27008 17177-28020 	SWE27008 17173-28010 	SWX27107 		SWR27036 89*105*10 SWO27004 38*50*7

No	Engine	Car Name / Year / Model	Full Set	Head Set	Cyl. Head	Valve Cover	Valve Seal	Manifold IN	Manifold EX	Exhaust Pipe	Oil Pan	Oil Seals
31	2AZ-FE	HIGHLANDER PREVIA 2400 DOHC 16V 2001- 2362cc	SWF270090 04111-28101 04111-28103	SWH270090 04112-28101	SWG27009 (S) 11115-28011 	SWV27009 11213-28021 	SWS27023(8) SWS27024(8)	SWI27009 17177-28010 	SWE27008 17173-28010 	SWX27107 		SWR27036 89*105*10 SWOS27004 38*50*7
32	2AZ-FE NEW	CAMRY MATRIX VIBD 2400 COROLLA RAV4 DOHC 16V 2002-11 2362cc	SWF270092 HS26323PT		SWG27009 (S) 11115-28011 	SWV27009 	SWS27034V(16)	SWI27009 	SWE27008 	SWX27015  SWX27186 		SWR27036V 89*105*10 SWO27004 38*50*7
33	2AZ-FSE	AVENSIS 2400 DOHC 16V 2003- 2362cc	SWF270091 04111-0H090	SWH270091 04112-0H090	SWG27009 (S) 11115-28011 	SWV27008 	SWS27023(8) SWS27024(8)	SWI27008 17171-28010 	SWE27008 	SWX27107 		SWR27036 89*105*10 SWO27004 38*50*7
34	1E	STARLET 1100 EP70 1984- 1100cc	SWF27660 04111-10030 04111-10031/2 04111-10033/4	SWH27660 04112-10020 04112-10021	SWG2766 (NK) 11115-10010 	SWV2737 11213-10010 	SWS27002(12) 90913-02067	SWI2737 17177-10010 	SWE2737(2) 17173-10020 	SWX27002  SWX27008 	SWP2737 12151-11020 	SWR27003 75*100*8.5 SWO27001(2) 35*49*6
35	2E	COROLLA CORSA 1300 TERCEL STARLET SPRINTER EE80 90 96 97 EL30 EP71 1984-90 1295 cc	SWF27370 04111-11020 04111-11021 04111-11022 04111-11023	SWH27370 04112-11010 04112-11011	SWG2737 (NK) 11115-11040/60 11115-11010/20 	SWV2737 11213-10010 	SWS27002(12) 90913-02067	SWI2737 	SWE2737(2) 	SWX27002  SWX27008 	SWP2737 12151-11020 	SWR27003 75*100*8.5 SWO27001(2) 35*49*6
36	2E	COROLLA STARLET 1300 NL30 1986- 1295cc	SWF27373 04111-11025	SWH27373 04111-11025	SWG2737 (G) 11115-11040/60 11115-11010/20 	SWV2737 11213-10010 	SWS27002(12)	SWI2737 	SWE2737(2) 	SWX27001(4)  SWX27008(2)  SWX27019 		SWR27003 75*100*8.5 SWO27001(2) 35*49*6



















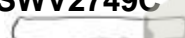









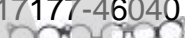


















No	Engine	Car Name / Year / Model	Full Set	Head Set	Cyl. Head	Valve Cover	Valve Seal	Manifold IN	Manifold EX	Exhaust Pipe	Oil Pan	Oil Seals
37	2E-ELU	COROLLA STARLET 1300 NL30 1986- 1295cc	SWF27374 04111-11026	SWH27374 04112-11020	SWG2737 (G) 11115-11040/60 11115-11010/20 	SWV2737 11213-10010 	SWS27002(12)	SWI2737 	SWE2737(2) 	SWX27001(2)  SWX27008(2)  SWX27019 		SWR27003 75*100*8.5 SWO27001(2) 35*49*6
38	3E	COROLLA 1500 EL31.EE98 1986-90 1456cc	SWF27371 04111-11050 04111-11051	SWH27371 04112-11040	SWG2737 (NK) 11115-11040/60 11115-11010/20 	SWV2737 11213-10010 	SWS27002(12)	SWI2737 	SWE2737(2) 	SWX27002  SWX27008  SWX27006 	SWP2737 12151-11020 	SWR27007 80*100*8.5 SWO27001 35*49*6
39	3E	COROLLA 1500 EL31.EE98 1986-90 1456cc	SWF27372 04111-11054	SWH27372 04112-11043	SWG2737 (NK) 11115-11040/60 11115-11010/20 	SWV2737 11213-10010 	SWS27002(12)	SWI2737 	SWE2737(2) 	SWX27002  SWX27008  SWX27006 	SWP2737 	SWR27007 80*100*8.5 SWO27001(2) 35*49*6
40	3E-E	COROLLA 1500 EL31.TURBO USA 1986- 1456cc	SWF27650 04111-11060 04111-11061	SWH27650 04112-11050 04112-11051	SWG2765 (G) 11115-11060 	SWV2737 11213-10010 	SWS27002(12)	SWI2737 	SWE2737(2) 	SWX27006  SWX27008(2)  SWX27019  SWX27021 	SWP2737 	SWR27007 80*100*8.5 SWO27001(2) 35*49*6 SWOS27020 20*32*6
41	4E-FE	COROLLA TERCEL 1300 EL51 DOHC 1994- 1331cc	SWF27380 04111-11140	SWH27380 04112-11120	SWG2738 (NK) 11115-11070 	SWV2738 11213-11040 	SWS27008(8) SWS27031(8)	SWI2738 17177-11020 	SWE2738 17173-11050 	SWX27008  SWX27101 	SWP2737 	SWR27003 75*100*8.5 SWO27001(3) 35*49*6
42	5E-F	COROLLA TERCEL 1500 EL53 EL55 DOHC 1990- 1496cc	SWF27382 04111-11120	SWH27382	SWG2738 (NK) 11115-11070 	SWV2738 11213-11040 	SWS27008(8) SWS27031(8)	SWI2738 	SWE2738 	SWX27008(2)  SWX27101 	SWP2737 	SWR27007 80*100*8.5 SWO27001(3) 35*49*6





































No	Engine	Car Name / Year / Model	Full Set	Head Set	Cyl. Head	Valve Cover	Valve Seal	Manifold IN	Manifold EX	Exhaust Pipe	Oil Pan	Oil Seals
43	5E-FE	TERCEL PASEO COROLLA DOHC 16V 1991- 1496cc	SWF27383 04111-11132	SWH27383	SWG2738 (NK) 11115-11070 	SWV2738 11213-11040 	SWS27008(8) SWS27031(8)	SWI2738 	SWE2738 	SWX27008(2)  SWX27014 		SWR27007 80*100*8.5 SWO27001(2) 35*49*6
44	5E-FE	TERCEL PASEO 1500 EL53 EL54 DOHC 16V 1994 - 1496cc	SWF270020 04111-11160	SWH270020 04112-11140	SWG27002 (S) 11115-11090 	SWV27002 11213-11060 	SWS27008(8) SWS27031(8)	SWI27002 17177-11050 	SWE2738 	SWX27008  SWX27101 		SWR27007 80*100*8.5 SWO27001(3) 35*49*6
45	5E-FE	COROLLA TERCEL 1500 EL53 EL55 DOHC 1994- 1496cc	SWF27381 04111-11150	SWH27381 04112-11130	SWG2738 (NK) 11115-11070 	SWV2738 11213-11040 	SWS27008(8) SWS27031(8)	SWI2738 	SWE2738 	SWX27008  SWX27101 	SWP2737 	SWR27007 80*100*8.5 SWO27001(2) 35*49*6
46	5E-FE	TERCEL PASEO 1500 EL55 DOHC 1996 - 1496cc	SWF270021 04111-11180	SWH270021 04112-11180	SWG27002 (S) 11115-11090 	SWV27002 11213-11060 	SWS27008(8) SWS27031(8)	SWI27002 	SWE2738 	SWX27101 		SWR27007 80*100*8.5 SWO27001(2) 35*49*6
47	F	LANDCRUISER 3900 FJ40 FJ43 FJ44 FA45 FA100 FA110 FA115 1967-73.8 3878cc	SWF27450 04111-60080 04111-60081 04111-60090	SWH27450 04112-60080 04112-60081	SWG2745 (NK) 11115-60031 11115-60032 	SWV2745 11213-60010 	SWS27009(12) 90913-02017	SWM2745 17172-60030 		SWX27014 	SWP2745 12151-60020 	SWR27017 100*120*11 SWO27008 45*68*12
48	2F	LANDCRUISER 4200 FJ40 FJ55 FJ56 FA101 1975.1-76.8 4230cc	SWF27460 04111-61010 04111-61011	SWH27460 04112-61010 04112-61011	SWG2746 (NK) 11115-61010 	SWV2746A 11213-61010 	SWS27009(12)	SWM2746 17172-61040 		SWX27018 	SWP2746 12151-61011 	SWR27017 100*120*11 SWO27008 45*68*12




































No	Engine	Car Name / Year / Model	Full Set	Head Set	Cyl. Head	Valve Cover	Valve Seal	Manifold IN	Manifold EX	Exhaust Pipe	Oil Pan	Oil Seals
49	2F	LANDCRUISER 4200 FJ56 FA101 1976.8-80.7 4230cc	SWF27461 04111-61012 04111-61013 04111-61030	SWH27461 04112-61012 04112-61030	SWG2746 (NK) 11115-61010 	SWV2746A 11213-61010 	SWS27003(12) 90913-02033	SWM2746 		SWX27018 	SWP2746 	SWR27017 100*120*11 SWO27008 45*68*12
50	2F	LANDCRUISER 4200 FJ55 FJ 56 FA101 1976- 4230cc	SWF27463 04111-61014	SWH27463	SWG2746G (G) 11115-61010 	SWV2746A 11213-61010 	SWS27003(12)	SWM2746 		SWX27018 	SWP2746 	SWR27017 100*120*11 SWO27008 45*68*12
51	2F	LANDCRUISER 4200 FJ60 1980.8 4230cc	SWF27462 04111-61040	SWH27462 04112-61040	SWG2746 (NK) 11115-61010 	SWV2746B 11213-61011 	SWS27003(12)	SWM2746 		SWX27018 	SWP2746 	SWR27017 100*120*11 SWO27008 45*68*12
52	3F	LANDCRUISER 4000 FJ62 12V 1984.11-85.6 3950cc	SWF27470 04111-61050 04111-61051	SWH27470 04112-61050	SWG2747 (NK) 11115-61020 	SWV2747 11213-61020 	SWS27003(12)	SWM2747 17172-61050 		SWX27008(2) 	SWP2746 	SWR27017 100*120*11 SWO27008 45*68*12
53	3F	LANDCRUISER 4000 FJ75 1990-1992 3956cc	SWF27511 04111-61080	SWH27511 04112-61070	SWG2751G (G) 11115-61030 	SWV2747 11213-61020 	SWS27003(12)	SWM2747 17172-61050 		SWX27008(2) 	SWP2751 	SWR27018 105*120*11 SWO27023 45*68*8
54	3F-E	LANDCRUISER 4000 FJ80 1990- 3956cc	SWF27510 04111-61090 04111-61080	SWH27510 04112-61080 04112-61090	SWG2751 (NK) 11115-61030 	SWV2747 11213-61020 	SWS27003(12)	SWM2751 17172-61060  SWU2751 		SWX27008(2)  SWX27014(2) 	SWP2751 	SWR27018 105*120*11 SWO27023 45*68*8






























No	Engine	Car Name / Year / Model	Full Set	Head Set	Cyl. Head	Valve Cover	Valve Seal	Manifold IN	Manifold EX	Exhaust Pipe	Oil Pan	Oil Seals
55	1FZ-FE	LANDCRUISER 80 4500 FZJ80 LEXUS LX450 DOHC 24V 1992- 4476cc	SWF27520 04111-66040	SWH27520 04112-66040	SWG2752 (G) 11115-66020 	SWV2752 11213-66020 	SWS27010(12) 90913-02096 SWS27011(12) 90913-02097	SWI2752 17177-66030  SWI2752 	SWE2752A  SWE2752B 	SWX27003(2) 		SWR27030 99*119*10 SWO27028 52*70*8.5/14
56	1FZ-FE	LANDCRUISER 80 4500 FZJ80 1992- 4476cc	SWF27521 04111-66035	SWH27521 04112-66035	SWG2752 (G) 11115-66020 	SWV2752 11213-66020 	SWS27010(12) SWS27011(12)	SWI2752  SWU2752A  SWU2752B 	SWE2752A  SWE2752B 	SWX27009(2) 		SWR27030 99*119*10 SWO27028 52*70*8.5/14
57	1FZ-FE	LANDCRUISER 4500 FZJ80 DOHC LX450 24V 1996- 4476cc	SWF27522 04111-66045	SWH27522 04112-66045	SWG2752 (G) 11115-66020 	SWV2752 11213-66020 	SWS27010(12) SWS27011(12)	SWI2752  SWI2752 	SWE2752A  SWE2752B 	SWX27003(2) 		SWR27030 99*119*10 SWO27028 52*70*8.5/14
58	1FZ-FE	LANDCRUISER LX450 4500 24V DOHC 1998- 4476cc		SWH27523	SWG2752 (G) 	SWV2752 	SWS27010(12) SWS27011(11)	SWI2752  SWU2752A  SWU2752B  SWU2752C 	SWE2752A  SWE2752B 	SWX27003(2) 		
59	*1FZ-FE	LANDCRUISER LX450 4500 24V DOHC FZ100 FJZ105 2002-04 4477cc	SWF27524 04111-66050		SWG2752 (G) 							
60	1G-EU	CELICA CROWN 2000 E-GX50.EGX51 GA61 CS120 CS126 1980- 1988cc	SWF27280 04111-70010 04111-70011 04111-70012 04111-70013 04111-70015	SWH27280 04112-70010 04112-70011	SWG2728 (NK) 11115-70010 11115-70020 	SWV2728 11213-70010 	SWS27001(12) 90913-02038	SWI2728 17177-70020 	SWE2728(3) 17173-70010 	SWX27008(2)  SWY27011 		SWR27004 75*100*13 SWO27301 45*62*8 SWOS27004 38*50*7






































No	Engine	Car Name / Year / Model	Full Set	Head Set	Cyl. Head	Valve Cover	Valve Seal	Manifold IN	Manifold EX	Exhaust Pipe	Oil Pan	Oil Seals
61	1G-FE	CRESSIDA SOARER 2000 GX81 GX90 GZ20 SOHC 24V 1988- 1988cc	SWF27010 04111-70060 04111-70062	SWH27010 04112-70060 04112-70061	SWG2701 (G) 11115-70050 	SWV2701 11213-70020 	SWS27008(12) 90913-02066 SWS27031(12) 90913-02062	SWI2701 7177-70040 	SWE2701(3) 	SWX27008(4) 		SWR27023 75*100*10 SWO27011 45*62*8 SWOS27001 35*49*6
62	1G-FE	ALTEZZA 2000 LEXUS IS 200 DOHC 24V 1998- 1988cc	SWF270170 04111-70110	SWH270170 04112-70110	SWG27017 (S) 11115-70061 	SWV27017 	SWS27036(12) SWS27037(12)	SWI27017(6) 	SWE27017(2) 	SWX27011(2) 		SWR27003 75*100*8.5 SWO27301 45*62*8 SWO27001 35*49*6
63	1G-GEU	CELICA SOARER 2000 CS71 GX71 GA61 GS120 GS126 GZ20 GX71 1982- 1988cc	SWF27290 04111-70020 04111-70021 04111-70050	SWH27290 04112-70020 04112-70021 04112-70050	SWG2729 (NK) 11115-70030/31 11115-88301/02 	SWV2729(2) 11213-88302 	SWS27008(12) 90913-02066 SWS27031(12) 90913-02062	SWI2729 17177-88300 	SWE2701(3) 17173-70020 	SWX27002(2) 		SWR27004 75*100*13 SWO27301 45*62*8 SWOS27001 35*49*6
64	1GR-FE NEW	HILUX SURF 4000 LAND CUISER PRADO 2005- 3955cc	SWF270320 04111-31340 04111-31510	SWH27320 04112-31120	SWG27032R 11115-31030(S) SWG27032L 11116-31010(S) 	SWV27032A SWV27032B 	SWS27033V(12) SWS27034V(12)	SWI27032A SWI27032B SWU27032 	SWE27032(2) 	SWX27003(2) 		SWR27042V 100*118*8.5 SWO27006 42*60*7
65	*1GR-FE NEW	HILUX SURF 4000 LAND CUISER PRADO 2006- 3955cc	SWF270321 04111-31710	SWH270321 04112-31700	SWG27032R 11115-31030(S) SWG27032L 11116-31010(S) 							
66	2GR-FE	CAMRY LEXUS RX33/350 VANGUARD HARRIER ESTIM 2006- 3456cc	SWF270330 04111-31440 04111-31580	SWH270330 04112-31270	SWG27033R 11115-31060(S) SWG27033L 11116-31040(S) 	SWV27033A SWV27033B 	SWS27033V(12) SWS27034V(12)	SWI27033A SWI27033B SWU27033(3) 	SWE27033(2) 	SWX27003(2) 		SWR27029V 92*110*9.5 SWO27006 42*60*7

No	Engine	Car Name / Year / Model	Full Set	Head Set	Cyl. Head	Valve Cover	Valve Seal	Manifold IN	Manifold EX	Exhaust Pipe	Oil Pan	Oil Seals
67	2JZ	SUPRA 3000 1993- 2982cc	SWF27490 04111-46041	SWH27490 04112-46041	SWG2749 (S) 11115-46040 11115-46042 	SWV2749A  SWV2749B 	SWS27008(12) SWS27031(12)	SWI2749 17176-46040  SWU2749 17177-46040 	SWE2749(2) 17173-46020 	SWX27010  SWX27011(2)  SWX27023 		SWR27011 90*110*9 SWO27027 46*63*6.5 SWOS27014 40.5*52.5*6.5
68	2JZ-GE	CROWN LEXUS GS300 3000 JZS13 JZS14 DOHC 24V 1993- 2982cc	SWF27491 04111-46065	SWH27491 04112-46065	SWG2749 (S) 11115-46040 11115-46041/42 	SWV2749A  SWV2749B 	SWS27008(12) SWS27031(12)	SWI2749 17176-46040  SWU2749 17177-46040 	SWE2749(2) 	SWX27011 		SWR27011 90*110*9 SWO27027 46*63*6.5 SWOS27014(2) 40.5*52.5*6.5
69	2JZ-GE	SUPRA 3000 JZA80 DOHC 24V 1996- 2982cc	SWF27492 04111-46102	SWH27492 04112-46102	SWG2749 (S) 11115-46040 11115-46041/42 	SWV2749A  SWV2749C 	SWS27008(12) SWS27031(12)	SWI2749A  SWU2749 	SWE2749A(2) 	SWX27011  SWX27010 		SWR27029 90*110*9.5 SWO27027 46*63*6.5 SWOS27014(2) 40.5*52.5*6.5
70	2JZ-GE	CROWN 3000 JZS17 DOHC 24V 1996- 2982cc	SWF27493 04111-46170	SWH27493 04112-46170	SWG2749 (S) 11115-46040 11115-46041/42 	SWV2749A  SWV2749C 	SWS27008(12) 90913-02066 SWS27031(12) 90913-02062	SWI2749A  SWU2749 17177-46040 	SWE2749A(2) 	SWX27011 		SWR27029 90*110*9.5 SWO27027 46*63*6.5 SWOS27014 40.5*52.5*6.5
71	2JZ-GE NEW	GS300 SC300 IS300 DOHC 24V 1996-2005 2982cc	SWF27494	SWH27494	SWG2749 (S) 11115-46040 11115-46041/2 	SWV2749A  SWV2749C 	SWS27008(12) 90913-02066 SWS27031(12) 90913-02062	SWI2749A  SWU2749 	SWE2749(2) 	SWX27011(2) 	SWP2749 	SWR27011 90*110*9 SWO27027 46*63*6.5 SWOS27014(2) 40.5*52.5*6.5
72	2JZ-GTE	SUPRA TURBO 3000 1994- 2997cc	SWF27480 04111-46093	SWH27480 04112-46093	SWG2748 (S) 11115-46051 	SWV2749A  SWV2749B 	SWS27008(8) SWS27031(8)	SWI2748  SWU2748 	SWE2748A  SWE2748B 	SWX27022 		SWR27011 90*110*9 SWO27027 46*63*6.5 SWOS27014(2) 40.5*52.5*6.5





























































No	Engine	Car Name / Year / Model	Full Set	Head Set	Cyl. Head	Valve Cover	Valve Seal	Manifold IN	Manifold EX	Exhaust Pipe	Oil Pan	Oil Seals
73	3K	COROLLA 1100/1200 SPRINTER 1100/1200 KE10 KE20 KE25 KM10 KP31 KP37 KP47 1967-74 1077cc/1166cc	SWF27020 04111-22010 04111-22011 04111-24011 04111-24013	SWH27020 04112-22010 04112-22011	SWG2702 (NK) 11115-22010 11115-24013 	SWV2702 11213-22010 	SWS27022(8) 90913-06096	SWM2702A  SWM2702B 		SWX27151 	SWP2702 12151-22010 	SWR27002 70*92*12 SWO27002 38.5*58*11
74	3K	COROLLA 1200 SPRINTER SL KE11S KE20S KE25 KP31S KP47 1968-74.3 1166cc	SWF27021 04111-24010 04111-24012	SWH27021 04112-24010 04112-24012 04112-24011	SWG2702 (NK) 11115-22010 11115-24013 	SWV2702 11213-22010 	SWS27022(8) 90913-06096	SWM2702A  SWM2702B 		SWX27151 	SWP2702 12151-22010 	SWR27002 70*92*12 SWO27002 38.5*58*11
75	3K	COROLLA STARLET 1200 KE20 KE30 KE35 KE40 KP31 KP42 KP47 KM10 1974.4- 1166cc	SWF27023 04111-24020	SWH27023 04112-24020	SWG2702 (NK) 11115-22010 11115-24013 	SWV2702 11213-22010 	SWS27004(8) SWS27022(8)	SWM2703(2) 17172-13021 		SWX27151 	SWP2702 12151-22010 	SWR27002 70*92*12 SWO27002 38.5*58*11
76	3K	COROLLA 1200 PUBLICA KE30 KE35 KE40 KP31 1974.11-75.11 1166cc	SWF27022 04111-24034 04111-24050	SWH27022 04112-24031 04112-24032 04112-24034	SWG2702 (NK) 11115-22010 11115-24013 	SWV2702 11213-22010 	SWS27004(8) 90913-02057	SWM2702A  SWM2702B 		SWX27151  SWX27001 	SWP2702 12151-22010 	SWR27002 70*92*12 SWO27002 38.5*58*11
77	3K	COROLLA STARLET 1200 KE30 KE35 KE40 KE45 KE60 KP10 KP31 KP37 KP47 KP50 KP51 KM10 1974.11-77.5 1166cc	SWF27024 04111-24023/24 04111-24025/26 04111-24040/41 04111-24042	SWH27024 04112-24040 04112-24041	SWG2702 (NK) 11115-22010 1 	SWV2702 11213-22010 	SWS27004(8) 90913-02024	SWM2703(2) 		SWX27151  SWX27004  SWX27151 	SWP2702 12151-22010 	SWR27002 70*92*12 SWO27002 38.5*58*11
78	3K	COROLLA STARLET 1200 KE36 KE50 KM10 KP50 KP51 8V 1977.8-1978.2 1166cc	SWF27030 04111-24043 04111-24052	SWH27030 04112-24042 04112-24045	SWG2703 (NK) 11115-13030 1 	SWV2702 11213-22010 	SWS27004(8) 90913-02024	SWM2703(2) 		SWX27011 	SWP2703 12151-24021 	SWR27001 70*92*8.5 SWO27003 38.5*58*8.5
















































No	Engine	Car Name / Year / Model	Full Set	Head Set	Cyl. Head	Valve Cover	Valve Seal	Manifold IN	Manifold EX	Exhaust Pipe	Oil Pan	Oil Seals
79	3K	COROLLA STARLET 1200 KE36 KE50 KP37 KP62 8V 1978.3 1166cc	SWF27031 04111-24044	SWH27031 04112-13010 04112-24043	SWG2703 (NK) 11115-13030 11115-13031 	SWV2702 11213-22010 	SWS27004(8) 90913-02024	SWM2703(2) 17172-13021 		SWX27001(2) 	SWP2703 	SWR27001 70*92*8.5 SWO27003 38.5*58*8.5
80	4K	COROLLA STARLET 1300 KE55 KE65 KP61 1977.10-79.2 1290cc	SWF27032 04111-13010 04111-13011	SWH27032 04112-13010	SWG2703 (NK) 11115-13030 11115-13031 	SWV2702 11213-22010 	SWS27004(8) 90913-02024	SWM2703(2) 		SWX27001(2) 	SWP2703 	SWR27001 70*92*8.5 SWO27003 38.5*58*8.5
81	4K	COROLLA STARLET 1300 SPRINTER LITE-ACE KE70E KE70F KP61 1979.3-79.10 1290cc	SWF27033 04111-13020 04111-13021 04111-13022 04111-13023	SWH27033 04112-13020 04112-13022	SWG2703 (NK) 11115-13030 11115-13031 	SWV2702 11213-22010 	SWS27004(8) 90913-02024	SWM2703(2) 		SWX27001(2) 	SWP2703 	SWR27001 70*92*8.5 SWO27003 38.5*58*8.5
82	4K	COROLLA STARLET 1300 SPRINTER TOWN-ACE LITE-ACE 1300 KE70 KE70F KR12 KM20 1981.3-82.11 1290cc	SWF27035 04111-13030 04111-13031	SWH27035 04112-13011	SWG2703 (NK) 11115-13030 11115-13031 	SWV2702 11213-22010 	SWS27004(8) 90913-02024	SWM2703(2) 		SWX27001(2)  SWX27008  SWX27011 	SWP2703 	SWR27001 70*92*8.5 SWO27003 38.5*58*8.5
83	4K	COROLLA STARLET 1300 KE72 KE73E KP33 KP61 KR26 KM21 8V 1983- 1290cc	SWF27036 04111-13032 04111-13033	SWH27036 04112-13012 04112-13032	SWG2703 (NK) 11115-13030 11115-13031 	SWV2702 11213-22010 	SWS27004(8) 90913-02024	SWM2703(2) 		SWX27001(2)  SWX27008  SWX27011 	SWP2703 	SWR27001 70*92*8.5 SWO27003 38.5*58*8.5
84	5K	COROLLA 1500 KE74 KA67A KT147 8V 1983- 1486cc	SWF27040 04111-13040 04111-13041 04111-13042 04111-13043 04111-13044	SWH27040 04112-13040	SWG2704 (NK) 11115-13040 	SWV2702 11213-22010 	SWS27004(8) 90913-02024	SWM2703(2) 		SWX27001(2)  SWX27011 	SWP2704 12151-13011 	SWR27001 70*92*8.5 SWO27003 38.5*58*8.5











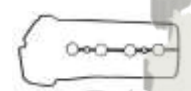









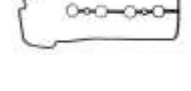








No	Engine	Car Name / Year / Model	Full Set	Head Set	Cyl. Head	Valve Cover	Valve Seal	Manifold IN	Manifold EX	Exhaust Pipe	Oil Pan	Oil Seals
85	5K	FORKLIFT 8V 5FG10 14 15 18 20 25 5FGL10 14 15 18 20 25 1989- 1486cc	SWF27041 04111-20190-71 04111-20191-71	SWH27041 04112-20190-71	SWG2704G (G) 11115-13041 11115-78120-71 	SWV2702 11213-22010 	SWS27004(8) 90913-02024	SWM2703(2) 				SWR27001 70*92*8.5 SWO27041 49.8*66*8
86	5K	FORKLIFT 8V 5FG10 14 15 18 20 25 1989- 1486cc	SWF27042 04111-20310-71	SWH27042 04112-20310-71	SWG2704G (G) 11115-13041 11115-78120-71 	SWV2702 11213-22010 	SWS27004(8) 90913-02024	SWM2703(2) 				SWR27001 70*92*8.5 SWO27041 49.8*66*8
87	7K	COROLLA 1800 1992-	SWF27070 04111-06010	SWH27070	SWG2707 (G) 11115-06010 	SWV2702 11213-22010 	SWS27004(8) 90913-02024	SWM2707 17172-13040 		SWX27005(2)  SWX27024(2)  SWX27001 	SWP2707 12151-13030 	SWR27001 70*92*8.5 SWO27003 38.5*58*8.5
88	7K-E	COROLLA 1800 1992-	SWF27071	SWH27071	SWG2707 (NK) 11115-06010 	SWV2702 11213-22010 	SWS27004(8) 90913-02024	SWM2707A 		SWX27001(2) 	SWP2707 	SWR27001 70*92*8.5
89	7K-E	TOWN-ACE LITE-CE 1800 1998-	SWF27072 04111-06020	SWH27072 04112-06020	SWG2707 (G) 11115-06010 	SWV2702 11213-22010 	SWS27004(8) 90913-02024	SWM2707A  SWU2707 		SWX27001(2) 	SWP2707 	SWR27001 70*92*8.5 SWO27045 38.5*58*7.5
90	1KR-FE NEW	AYGO YARIS 1000 DOHC 12V 2005-	SWF27711 04111-0Q010	SWH27711 04112-0Q010	SWG2771 (S) 11115-40060 	SWV2771 	SWS27027V(6) SWS27028V(6)	SWI2771 	SWE2771A 	SWX27045 		SWR27033V 74*89*8.5 SWO27004 38*50*7


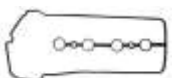




























No	Engine	Car Name / Year / Model	Full Set	Head Set	Cyl. Head	Valve Cover	Valve Seal	Manifold IN	Manifold EX	Exhaust Pipe	Oil Pan	Oil Seals
91	4M	CROWN MARK2 2600 MS65 MS75 MS83 MS85 MS95 1971-74.5 2563cc	SWF27400 04111-45010 04111-45011	SWH27400 04112-45010 04112-45012	SWG2740 (NK) 11115-45020 	SWV2740 11213-41010 	SWS27006(6) 90913-02015 SWS27007(6) 90913-02022	SWI2740A(2)  SWI2740B 	SWE2740(3) 17173-41010 	SWX27153 	SWP2740 	SWR27005 80*100*12 SWO27008 45*68*12
92	4M-EU	CROWN CELICA XX 2600 MS106 MA46 1978-80.8 2563cc	SWF27410 04111-45040 04111-45050 04111-45051	SWH27410 04112-45040	SWG2741 (NK) 11115-45030 	SWV2741 11213-41020 	SWS27006(6) SWS27007(6)	SWI2742 17177-45021 	SWE2742 17173-45030 	SWX27008(2) 	SWP2740 	SWR27005 80*100*12 SWO27008 45*68*12
93	5M-E	CRESSIDA 2800 MX73 1984- 2759cc	SWF27422 04111-43060 04111-43063	SWH27422 04112-43011	SWG2742 (G) 11115-43020/21 	SWV2741 11213-41020 	SWS27007(12)	SWI2742B 17177-45022 	SWE2742 	SWX27008(2) 	SWP2740 	SWR27005 80*100*12 SWO27008 45*68*12
94	5M-EU	CROWN CRESSIDA 2800 CELICA MARK2 MA56B MS112 MX62X MX63X 1979.9-81.11 2759cc	SWF27420 04111-43010 04111-43011	SWH27420 04112-43010	SWG2742 (NK) 11115-43020/21 	SWV2741 11213-41020 	SWS27006(6) SWS27007(6)	SWI2742 17177-45021 	SWE2742 17173-45030 	SWX27008(2) 	SWP2740 	SWR27005 80*100*12 SWO27008 45*68*12
95	5M-EU	CROWN 2800 MS112 MS122 1981.11-83.7 2759cc	SWF27421 04111-43020 04111-43021 04111-43022/24	SWH27421 04112-43020 04112-43021 04112-43023	SWG2742 (NK) 11115-43020/21 	SWV2741 11213-41020 	SWS27007(6) SWS27006(6)	SWI2742A 17177-45022 	SWE2742 	SWX27021(2) 	SWP2740 	SWR27005 80*100*12 SWO27008 45*68*12
96	5M-GEU	CELICA SOARER 2800 CROWN MA61B MZ11 MS112 MS113 1981- 2759cc	SWF27430 04111-43030 04111-43040	SWH27430 04112-43030 04112-43040	SWG2743 (NK) 11115-43030 	SWV2743(2) 11213-43020 	SWS27004(12) 90913-02024	SWI2743 17177-43010 	SWE2743 17173-43020 	SWX27008(2) 	SWP2740 	SWR27005 80*100*12 SWO27009 48*70*12 SWOS27006(2) 42*60*7 SWO27002(2) 38.5*58*11































No	Engine	Car Name / Year / Model	Full Set	Head Set	Cyl. Head	Valve Cover	Valve Seal	Manifold IN	Manifold EX	Exhaust Pipe	Oil Pan	Oil Seals
97	6M-GEU	CROWN 3000 MS123 1984- 2954cc	SWF27431 04111-43080 04111-43081	SWH27430 04112-43030 04112-43040	SWG2743 (NK) 11115-43030 	SWV2743(2) 11213-43020 	SWS27004(12) 90913-02024	SWI2743 17177-43010 	SWE2743 17173-43020 	SWX27008(2) 	SWP2740 	SWR27005 80*100*12 SWO27009 48*70*12 SWOS27006 42*60*7 SWO27002(2) 38.5*58*11
98	7M-GE	CROWN CRESTA 3000 MARK-II CHASER MX83 MS135 MS137 24V 1989- 2954cc	SWF27440 04111-42030 04111-42031 04111-42032 04111-42033	SWH27440 04112-42030 04112-42031 04112-42032 04112-42033	SWG2744 (NK) 11115-42020 11115-42021 	SWV2744(2) 11213-42020 	SWS27008(12) 90913-02066 SWS27031(12) 90913-02062	SWI2744 17177-42010 SWU2744 17173-42010 	SWE2743 	SWX27008(2) 	SWP2740 	SWR27005 80*100*12 SWO27021 52*70*8.5 SWO27001(2) 35*49*6 SWOS27006 42*60*7
99	7M-GE		SWF27442		SWG2744 (G) 	SWV2744(2) 	SWS2708V(24)	SWI2744 SWI2744A 	SWE2743 	SWX27008(2) 	SWP2740 	SWR27005V 80*100*12 SWO27001(2) 35*49*6 SWO27021 52*70*8.5 SWOS27006 42*60*7
100	7M-GTE	SOARER 3000 M22 TURBO DOHC 24V 1986- 2954cc	SWF27441 04111-42020 04111-42021 04111-42022 04111-42023	SWH27441 04112-42020 04112-42021 04112-42022 04112-42023	SWG2744 (NK) 11115-42020 11115-42021 	SWV2744(2) 11213-42020 	SWS27008(12) SWS27031(12)	SWI2744 17177-42010 SWU2744 	SWE2743 	SWX27159 SWX27155 SWX27175 	SWP2740 	SWR27005 80*100*12 SWO27021 52*70*8.5 SWO27001(2) 35*49*6 SWOS27006 42*60*7
101	1MZ-FE	CAMRY AVALON 3000 LEXUS ES300 24V 1993- 2994cc	SWF27640 04111-20040 04111-20041	SWH27640 04112-20030	SWG2764R 11115-20010(G) 11115-41520 SWG27 10(G) 	SWV2764(2) 	SWS27020(12) SWS27021(12)	 	SWE2764(2) 17173-20010 	SWX27159 (2) SWX27155 1(2) 	SWP2740 	SWR27029 92*110*9.5 SWO27005 40*55*6 SWOS27009(2) 38*50*10.5
102	1MZ-FE	CAMRY SOLARA 3000 LEXUS ES300 24V 1998- 2994cc	SWF27641 04111-20070 04111-20080	SWH27641 04112-20060	SWG2764R 11115-20010(G) 11115- SWG27 10(G) 	SWV2764(2) 	SWS27020(12) SWS27021(12)	 	SWE2764(2) 	SWX27009(2) 	SWP2740 	SWR27029 92*110*9.5 SWO27005 40*55*6 SWOS27009(2) 38*50*10.5




































No	Engine	Car Name / Year / Model	Full Set	Head Set	Cyl. Head	Valve Cover	Valve Seal	Manifold IN	Manifold EX	Exhaust Pipe	Oil Pan	Oil Seals
103	1MZ-FE	HARRIER ES300 3000 DOHC 24V 1998-2994cc	SWF270180 04111-20050	SWH270180 04112-20050	SWG27018R 11115-2003 (S)  SWG27018L 11116-20032 (S) 	SWV27018A  SWV27018B 	SWS27020(12) SWS27021(12)	SWI2764A  SWI2764B  SWU2756B 	SWE2764(2) 	SWX27013  SWX27034 	SWP27018 	SWR27029 92*110*9.5 SWO27005 40*55*6 SWOS27009(2) 38*50*10.5
104	1MZ-FE	RX300 SIENNA 3000 HIGHLANDER DOHC 24V 1999-04 2994cc	SWF270183 04111-20111 04111-0A020	SWH270183	SWG27018R 11115-20032 (S)  SWG27018L 11116-20032 (S) 	SWV27018A  SWV27018B 	SWS27020(12) SWS27021(12)	SWI2764A  SWI2764B  SWU2756B 	SWE2764(2) 	SWX27009(2)  SWX27011(2)  SWX27013 		SWR27029 92*110*9.5 SWO27005 40*55*6 SWOS27009(2) 38*50*10.5
105	1MZ-FE	RX300 3000 DOHC 24V 2000-2994cc	SWF270181 04111-20160	SWH270181 04112-20150	SWG27018R 11115-20032 (S)  SWG27018L 11116-20032 (S) 	SWV27018A  SWV27018B 	SWS27020(12) SWS27021(12)	SWI2764A  SWI2764B  SWU2756B 	SWE2764(2) 	SWX27034(2) 		SWR27029 92*110*9.5 SWO27005 40*55*6 SWOS27009(2) 38*50*10.5
106	1MZ-FE	EX300 3000 DOHC 24V 2002-2994cc	SWF270182 04111-20180	SWH270182 04112-20170	SWG27018R 11115-20032 (S)  SWG27018L 11116-20032 (S) 	SWV27018A  SWV27018B 	SWS27020(12) SWS27021(12)	SWI2764A  SWI2764B  SWU2756B 	SWE2764(2) 	SWX27013(2) 		SWR27029 92*110*9.5 SWO27005 40*55*6 SWOS27009(2) 38*50*10.5
107	1MZ-FE	ES300 AVALON 3000 CAMRY DOHC 24V 2002-04 2994cc	SWF270184	SWH270184	SWG27018R 11115-20032 (S)  SWG27018L 11116-20032 (S) 	SWV27018A  SWV27018B 	SWS27020(12) SWS27021(12)	SWI2764A  SWI2764B  SWU2756B 	SWE2764(2) 	SWX27009(2) 	SWP27018 	SWR27029 92*110*9.5 SWO27005 40*55*6 SWOS27009(2) 38*50*10.5
108	2MZ-FE	CAMRY WINDOM DOHC 24V 1996-2001 2994cc	SWF270161 04111-20042	SWH270161 04112-20040	SWG27016R 11115-20042 (S)  SWG27016L 11116-20042 (S) 	SWV27016A  SWV27016B 	SWS27020(12) SWS27021(12)	SWI2764A  SWI2764B  SWU2756B 	SWE2764(2) 	SWX27013  SWX27014 		SWR27029 92*110*9.5 SWO27005 40*55*6 SWOS27009(2) 38*50*10.5










































No	Engine	Car Name / Year / Model	Full Set	Head Set	Cyl. Head	Valve Cover	Valve Seal	Manifold IN	Manifold EX	Exhaust Pipe	Oil Pan	Oil Seals
109	2MZ-FE	LEXUS CAMRY 3000 DOHC 24V 2001- 2994cc	SWF270160 04111-20150	SWH270160 04112-20140	SWG27016R 11115-20042(S)  SWG27016L 11116-20042(S) 	SWV2764A  SWV2764B 	SWS27020(12) SWS27021(12)	SWI2764A  SWI2764B  SWU2756B 	SWE2764(2) 	SWX27009(2) 		SWR27029 92*110*9.5 SWO27005 40*55*6 SWOS27009(2) 38*50*10.5
110	2MZ-FE	CAMRY WINDOM 3000 DOHC 24V 2002-03 2994cc	SWF270162 04111-20170	SWH270162 04112-20160	SWG27016R (S) 11115-20042  SWG27016L (S) 11116-20042 	SWV2764A  SWV2764B 	SWS27020V(24)	SWI2764A  SWI2764B  SWU2756B 	SWE27018(2) 	SWX27013(2) 	SWP27018 	SWR27029 92*110*9.5 SWO27005 40*55*6 SWOS27009(2) 38*50*10.5
111	3MZ-FE	ES330 RX330 3300 CAMRY HIGHLANDER SIENA SOLARA DOHC 24V 2003- 3311cc	SWF270230 04111-20220	SWH270230 04112-20210	SWG27023L 11116-20051(S)  SWG27023R 11115-20051(S) 	SWV27018A  SWV27018B 	SWS27020(12) SWS27021(12)	SWI2764A  SWI2764B  SWU27023 	SWE27023(2) 	SWX27013(2) 		SWR27029 92*110*9.5 SWO27005 40*55*6 SWOS27009 38*50*10.5
112	3MZ-FE	ES330 RX330 3300 CAMRY HIGHLANDER SIENA SOLARA DOHC 24V 2003- 3311cc	SWF270231 04111-0A060	SWH270231 04112-0A050	SWG27023L 11116-20051(S)  SWG27023R 11115-20051(S) 	SWV27018A  SWV27018B 	SWS27020(12) SWS27021(12)	SWI2764A  SWI2764B  SWU27023 	SWE27023(2) 	SWX27013(2) 		SWR27029 92*110*9.5 SWO27005 40*55*6 SWOS27009 38*50*10.5
113	*1NR-FE	AURIS URBAN CRUISER IQ 16V NSP130 YARIS HYB DOHC 16V 2008-2012 1329cc	SWF270390 04111-47056		SWG27039 (S) 11115-47050 	SWV27039 	SWS27033V(8) SWS27034V(8)	SWI27039 	SWE27039 	SWX27112 		SWR27047 78*171.5*8.5 SWO27033 25.5*37.5*6
114	1NR-FE	AURIS URBAN CRUISER IQ 16V ADE150 DOHC 16V 2011-2013 1329cc	SWF270391 04111-47077		SWG27039 (S) 11115-47050 	SWV27039 	SWS27033V(8) SWS27034V(8)	SWI27039 	SWE27039 	SWX27112 		SWR27047 78*171.5*8.5 SWO27033 25.5*37.5*6








































No	Engine	Car Name / Year / Model	Full Set	Head Set	Cyl. Head	Valve Cover	Valve Seal	Manifold IN	Manifold EX	Exhaust Pipe	Oil Pan	Oil Seals
115	*1NR-FE	AURIS URBAN CRUISER IQ 16V NGC30 PASSO DOHC 16V 2010-15 1329cc	SWF270392 04111-B1018		SWG27039 (S) 11115-47050 	SWV27039 	SWS27033V(8) SWS27034V(8)		SWE27039 	SWX27112 		SWR27047 78*171.5*8.5 SWO27033 25.5*37.5*6
116	*2NR-FE	AVANZA SIENTA ETIOS 1500 DOHC 16V 2010- 1496cc	SWF270430 04111-47111		SWG27043 (S) 11115-47060 	SWV27043 		SWI27043 	SWE27043 	SWX27192 		SWR27046V 78*105.5*7.5 SWO27046 36*48*6
117	1NZ-FE 2NZ-FE	VITZ VIOS 1300/1500 ECHO NCP10.12.15. DOHC 16V 1999- 1298cc/1496cc	SWF270070 04111-21040	SWH270070 04112-21040	SWG27007 (S) 11115-21030 	SWV27007 11213-21011 	SWS27029(8) 90913-02092 SWS27030(8) 90913-02093	SWI27007 17177-21020 	SWE27007 17173-21020 	SWX27109 		SWR27034 75*107*8 SWO27033 25.5*37.5*6
118	1NZ-FE 2NZ-FE	VITZ VIOS ECHO 1300 1500 NCP1.2 DOHC 16V 1999- 1298cc/1496cc	SWF270071 04111-21030	SWH270071 04112-21030	SWG27007 (S) 11115-21030 	SWV27007 	SWS27029(8) 90913-02092 SWS27030(8) 90913-02093	SWI27007 17177-21020 	SWE27007 17173-21020 	SWX27103 		SWR27034 75*107*8 SWO27033 25.5*37.5*6
119	1NZ-FXE	PRIUS 1500 DOHC 16V 1999- 1497cc	SWF270074 04111-21050	SWH270074 04112-21050	SWG27007 (S) 11115-21030 	SWV27007 	SWS27029(8) 90913-02092 SWS27030(8) 90913-02093	SWI27007A 	SWE27007 	SWX27044 		SWR27034 75*107*8 SWO27033 25.5*37.5*6
120	2NZ-FE	VITZ YARIS ECHO 1300 DOHC 16V 1999- 1298cc	SWF270072 04111-21062	SWH270072 04112-21060	SWG27007 (S) 11115-21030 	SWV27007 	SWS27029(8) 90913-02092 SWS27030(8) 90913-02093	SWI27007 	SWE27007 	SWX27109 		SWR27034 75*107*8 SWO27033 25.5*37.5*6






























No	Engine	Car Name / Year / Model	Full Set	Head Set	Cyl. Head	Valve Cover	Valve Seal	Manifold IN	Manifold EX	Exhaust Pipe	Oil Pan	Oil Seals
121	2NZ-FE	YARIS ECHO 1300 DOHC 16V 2001- 1298cc	SWF270073 04111-21230	SWH270073 04112-21230	SWG27007 (S) 11115-21030 	SWV27007 	SWS27029(8) 90913-02092 SWS27030(8) 90913-02093	SWI27007 	SWE27007 	SWX27109 		SWR27034 75*107*8 SWO27033 25.5*37.5*6
122	3P	TOYC-ACE HI-ACE 1300 PY10 PH10 FORKLIFT 1976.8 1345cc	SWF27090 04111-23031 04111-79002-71	SWH27090 04112-23030	SWG2709 (NK) 11115-23011 	SWV2709 11214-23010 	SWS27003(8) 90913-02033	SWM2709 17172-23010 		SWX27008 	SWP2709 12151-23010 	SWR27020(2) 103*9*6 SWO27002 38.5*58*11
123	3P	FORKLIFT 1500 1493cc	SWF27091 04111-78002-71 04111-96002	SWF27091 04112-78002-71	SWG2709 (NK) 11115-23011 	SWV2709 11214-23010 	SWS27003(8) 90913-02033	SWM2709 		SWX27008 	SWP2709 	SWR27020(2) 103*9*6 SWO27002 38.5*58*11 SWO27301 45*62*8
124	4P	FORKLIFT 1500 1493cc	SWF27092 04111-78004-71	SWH27092 04112-78004-71	SWG2709 (NK) 11115-23011 	SWV2709 11214-23010 	SWS27003(8) 90913-02033	SWM2709 		SWX27008 	SWP2709 	SWR27020(2) 103*9*6 SWO27301 45*62*8
125	5R	CROWN STOUT 2000 DYNA COASTER RS60 RS66 PK101 RU10 RU19 1970.10-75.12 1994cc	SWF27210 04111-44030 04111-44031	SWH27210 04112-44020 04112-44030 04112-44031	SWG2721 (NK) 11115-44023 11115-44024 	SWV2721 11213-44010 	SWS27022(8) 90301-06096	SWM2721 17172-44010 		SWX27153 	SWP2721 	SWR27005 80*100*12 SWO27002 38.5*58*11
126	5R	CROWN STOUT 2000 DYNA COASTER RC80 RC100 RK101 RU10 RU19 RU20 1975.12-77.8 1994cc	SWF27211 04111-44032 04111-44033 04111-44034	SWH27211 04112-44021 04112-44022 04112-44032 04112-44033	SWG2721 (NK) 11115-44023 11115-44024 	SWV2721 11213-44010 	SWS27022(8) 90301-06096	SWM2721 		SWX27153 	SWP2721 	SWR27005 80*100*12 SWO27002 38.5*58*11


































No	Engine	Car Name / Year / Model	Full Set	Head Set	Cyl. Head	Valve Cover	Valve Seal	Manifold IN	Manifold EX	Exhaust Pipe	Oil Pan	Oil Seals
127	5R	CROWN STOUT 2000 DYNA COASTER TOYO-ACE RS100 RS105 RS110 RT131 RU20 RU30 RK110 RY31 FORKLIFT 1978- 1994cc	SWF27212 04111-44035 04111-44052 04111-44038 04111-79003-71	SWH27212 04112-44023 04112-79003-71	SWG2721 (NK) 11115-44023 11115-44024 	SWV2721 11213-44010 	SWS27003(8) 90913-02033	SWM2721 		SWX27153 	SWP2721 	SWR27005 80*100*12 SWO27002 38.5*58*11
128	5R	FORKLIFT 8V	SWF27213 04111-78053-7	SWH27213 04112-78053-71	SWG2721 (NK) 11115-44024 	SWV2721A 	SWS27003(8)	SWM2721 		SWX27008 	SWP27210 	SWR27005 80*100*12 SWO27008 45*68*12
129	6R 7R 8R	CORONA 1600/1800 HI-LUX RT61 RT62 RT68 RT71 RT78 RT82 1966-72 1591cc/1707cc	SWF27230 04111-34010	SWH27230 04112-34010	SWG2723 (NK) 11115-36020 11115-33011 11115-34010/20 	SWV2723 11213-34020 	SWS27007(8) 90913-02022	SWM2723 17172-34010 		SWX27153 	SWP2723 12151-33010 	SWR27005 80*100*12 SWO27008 45*68*12
130	6R 7R 8R 18R	MARK2 CORONA 2000 CELICA HI-LUX RT62 RT72 RT82 RT102 RT12 RX11 RX12 RX21 RX22 1972-75.8 1968cc	SWF27231 04111-33012 04111-34030 04111-36010 04111-36020	SWH27231 04112-33011 04112-34030 04112-36010 04112-36020	SWG2723 (NK) 11115-36020 11115-33011 11115-34010/20 	SWV2723 11213-34020 	SWS27007(8) 90913-02022	SWM2723 		SWX27153 	SWP2723 	SWR27005 80*100*12 SWO27008 45*68*12
131	12R	CORONA HI-LUX 1600 HI-ACE TOYO-ACE RT69 RT81 RT87 RT91 RN13 RN16 RH11 RY10 RY12 1971.5-75.11 1587cc	SWF27200 04111-31020	SWH27200 04112-31020	SWG2720 (NK) 11115-31020/22/23 	SWV2720 11213-31010 	SWS27022(8) SWS27200(8)	SWM2720B 17172-31010 		SWX27008 	SWP2720 	SWR27024(2) SWO27002 38.5*58*11
132	12R	CORONA HI-LUX 1600 HI-ACE TOYO-ACE RT100 RT106V RT120 RN20 RN25 RY10 RY12 RY14 8V 1975.11-78.8 1587cc	SWF27201 04111-31030 04111-31031	SWH27201 04112-31030 04112-31031	SWG2720 (NK) 11115-31020/22/23 	SWV2720 11213-31010 	SWS27003(8) 90913-02033	SWM2720A 17172-31020 		SWX27008 	SWP2720 	SWR27024(2) SWO27002 38.5*58*11
































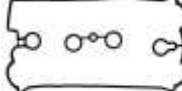




No	Engine	Car Name / Year / Model	Full Set	Head Set	Cyl. Head	Valve Cover	Valve Seal	Manifold IN	Manifold EX	Exhaust Pipe	Oil Pan	Oil Seals
133	12R	CORONA HI-LUX 1600 HI-ACE TOYO-ACE RT130 RH30 RH40 RR10 RR11 RR20 RR21 RY20 RY21 1978.8-81.1 1587cc	SWF27202 04111-31032 04111-31033	SWH27202 04112-31032 04112-31033	SWG2720 (NK) 11115-31020/22/23 	SWV2720 11213-31010 	SWS27003(8) 90913-02033	SWM2720A 		SWX27008 	SWP2720 12151-30010 	SWR27024(2) SWO27002 38.5*58*11
134	12R	TOWN-ACE HI-ACE 1600 TOYO-ACE RR11 RR12 RY20 RH11 RH20 RH24 RH30 RH34 RH40 1981.1- 1587cc	SWF27203 04111-31034	SWH27203 04112-31034	SWG2720 (NK) 11115-31020/22/23 	SWV2720 11213-31010 	SWS27003(8) 90913-02033	SWM2720A 		SWX27008  SWX27011 	SWP2720 12151-30010 	SWR27024(2) SWO27002 38.5*58*11
135	12R-JU	CORONA HI-LUX 1600 RT130 H-RN30 40 50 1975- 1587cc	SWF27204 04111-31038	SWH27204 04112-31036	SWG2720G (G) 11115-31020/22/23 	SWV2720 11213-31010 	SWS27003(8) 90913-02033	SWM2720A  SWM2720B 		SWX27008  SWX27011 	SWP2720 12151-30010 	SWR27024(2) SWO27002 38.5*58*11
136	18R	MARK2 CORONA 2000 HI-LUX RT122 RA40 RX30 RX31 RX35 RX37 1975.9-78.8 1968cc	SWF27232 04111-36012 04111-34062 04111-34090	SWH27232 04112-34051 04112-34060 04112-36030	SWG2723 (NK) 11115-36020 11115-33011 11115-34010/20 	SWV2723 11213-34020 	SWS27007(8) 90913-02022	SWM2723 17172-34010 		SWX27153 	SWP2723 12151-33010 	SWR27005 80*100*12 SWO27008 45*68*12
137	18R-U	CORONA HI-LUX 2000 RX15 22 RA23 40A RX3 1975- 1968cc	SWF27233 04111-34063 04111-34064	SWH27233 04112-34063 04112-34064	SWG2723G (G) 11115-36020 11115-34030 	SWV2723 11213-34020 	SWS27007(8) 90913-02022	SWM2723A 17173-88250 		SWX27153  SWX27014 	SWP2723 	SWR27005 80*100*12 SWO27008 45*68*12
138	20R	CORONA CELICA 2200 COASTER 8V RT RA RBBR 1974-77 2189cc	SWF27240 04111-38010 04111-38011	SWH27240 04112-38010 04112-38011	SWG2724 (NK) 11115-38010 	SWV2724 11213-38010 	SWS27004(8) 90913-02024	SWI2724 17177-38011 	SWE2724 17187-38010 	SWX27008(2) 	SWP2724 12151-38010 	SWR27005 80*100*12 SWO27008 45*68*12


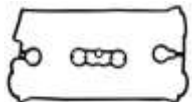






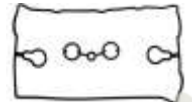












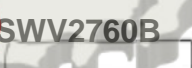






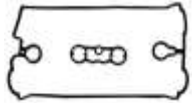

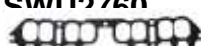



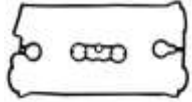







No	Engine	Car Name / Year / Model	Full Set	Head Set	Cyl. Head	Valve Cover	Valve Seal	Manifold IN	Manifold EX	Exhaust Pipe	Oil Pan	Oil Seals
139	20R	CORONA CELICA 2200 COASTER RT105 RT115 RT119 RA42B RB11 RN23 RN28 1977.3-78.8 2189cc	SWF27250 04111-38015 04111-38016 04111-38019	SWH27250 04112-38013 04112-38016 04112-38015	SWG2725 (NK) 11115-38012 11115-38013 	SWV2724 11213-38010 	SWS27004(8) 90913-02024	SWI2724 	SWE2724 	SWX27008(2) 	SWP2724 	SWR27005 80*100*12 SWO27008 45*68*12
140	20R	DYNA HI-LUX 2200 COASTER RB PB RA RN 1977-78 2189cc	SWF27251 04111-38060 04111-38070	SWH27251 04112-38060 04112-38070	SWG2725G (G) 11115-38012 11115-38013 	SWV2724 11213-38010 	SWS27004(8) 90913-02024	SWI2725 	SWE2724 	SWX27002(2)  SWX27011 	SWP2724 	SWR27005 80*100*12 SWO27008 45*68*12
141	21R	MARK2 CORONA 2000 CELICA CARINA RX60D RT133 RA46A RA64B RH22 RH23 1980.8-83 1972cc	SWF27260 04111-37030 04111-37031	SWH27260 04112-37030 04112-37031 04112-37032 04112-37033	SWG2726 (NK) 11115-37010 11115-37020 	SWV2724 11213-38010 	SWS27004(8) 90913-02024	SWI2724 	SWE2724 	SWX27008(2) 	SWP2726 	SWR27005 80*100*12 SWO27008 45*68*12
142	21R-U	CORONA CELICA 2000 E-RA46 RH23 33 RT133 1980- 1972cc	SWF27261 04111-37035	SWH27261 04112-37035	SWG2726G (G) 11115-37010 11115-37020 	SWV2724 11213-38010 	SWS27004(8) 90913-02024	SWI2726A  SWI2720B  SWI2720C 	SWE2724 	SWX27002(2)  SWX27011(2) 	SWP2726 	SWR27006 80*100*10 SWO27023 45*68*8
143	21R-U	CORONA CELICA 2000 E-RA46 RH23 33 RT133 1980- 1972cc	SWF27262 04111-37032	SWH27262	SWG2726G (G) 11115-37010 11115-37020 	SWV2724 11213-38010 	SWS27004(8) 90913-02024	SWI2726 	SWE2724 17187-38010 	SWX27002(2) 	SWP2726 	SWR27006 80*100*10 SWO27023 45*68*8
144	22R	DYNA HI-LUX 2400 COASTER 8V RB12 RB13 RB20 1980.8-84 2366cc	SWF27270 04111-35020 04111-35021 04111-35022	SWH27270 04112-35010 04112-35011 04112-35012	SWG2727 (NK) 11115-35010/20/30 11115-35040/60 	SWV2724 11213-38010 	SWS27004(8) 90913-02024	SWI2724 	SWE2727A 17173-35020 	SWX27002  SWX27011 	SWP2726 	SWR27005 80*100*12 SWO27008 45*68*12

No	Engine	Car Name / Year / Model	Full Set	Head Set	Cyl. Head	Valve Cover	Valve Seal	Manifold IN	Manifold EX	Exhaust Pipe	Oil Pan	Oil Seals
145	22R	DYNA HI-LUX 2400 COASTER RB12 RB13 RB20 1980.8-84 2366cc	SWF27270G 04111-35020G 04111-35021G 04111-35022G	SWH27270G 04112-35010G 04112-35011G 04112-35012G	SWG2727G (G) 11115-35010/20/30 11115-35040/60 	SWV2724 11213-38010 	SWS27004(8) 90913-02024	SWI2724 	SWE2727A 	SWX27002  SWX27011 	SWP2726 	SWR27005 80*100*12 SWO27008 45*68*12
146	22R	DYNA HI-LUX 2400 COASTER 8V RB12 13 20 1980-1984 2366cc	SWF27273 04111-35184 04111-35180	SWH27273 04112-35170 04112-35173	SWG2727G (G) 11115-35010/20/30 11115-35040/60 	SWV2724 11213-38010 	SWS27004(8) 90913-02024	SWI2727A 	SWE2727A 	SWX27002(2)  SWX27011 	SWP2726 	SWR27006 80*100*10 SWO27023 45*68*8
147	22R	DYNA HI-LUX 2400 COASTER 8V RB20 RB26 1984- 2366cc	SWF27271 04111-35050 04111-35051 04111-35052	SWH27271 04112-35050 04112-35040	SWG2727 (NK) 11115-35010/20/30 11115-35040/60 	SWV2724 11213-38010 	SWS27004(8) 90913-02024	SWI2727 	SWE2727B 17173-35060 	SWX27002(2) 	SWP2726 	SWR27007 80*100*8.5 SWO27008 45*68*12
148	22R	DYNA TRUCK 2400 RN80 RN90 8V 1988- 2366cc	SWF27274 04111-35322	SWH27274	SWG2727G (G) 11115-35010/20/30 11115-35040/60 	SWV2724 11213-38010 	SWS27004(8) 90913-02024	SWI2726 	SWE2727B 	SWX27002(2) 	SWP2726 	SWR27006 80*100*10 SWO27023 45*68*8
149	22R-E	HI-LUX CELICA 2400 RN8#, RN90, 12 1988- 2366cc	SWF27275 04111-35360	SWH27275	SWG2727 (G) 11115-35060 	SWV2724 11213-38010 	SWS27004(8) 90913-02024	SWI2727  SWU2726 	SWE2727B 	SWX27002(2) 	SWP2726 	SWR27006 80*100*10 SWO27023 45*68*8
150	22R-EC	CELICA HI-LUX 2400 8V 1984- 2366cc	SWF27272 04111-35060 04111-35070 04111-35160 04111-35162	SWH27272 04112-35050 04112-35060 04112-35150 04112-35152	SWG2727 (NK) 11115-35010/20/30 11115-35040/60 	SWV2724 11213-38010 	SWS27004(8) 90913-02024	SWI2727 	SWE2727B 17173-35060 	SWX27002(2) 	SWP2726 	SWR27007 80*100*8.5 SWO27008 45*68*12













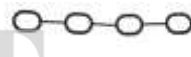



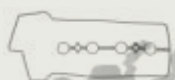
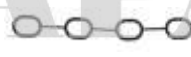



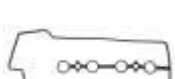
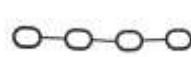



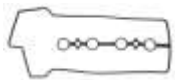
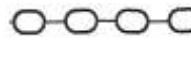


No	Engine	Car Name / Year / Model	Full Set	Head Set	Cyl. Head	Valve Cover	Valve Seal	Manifold IN	Manifold EX	Exhaust Pipe	Oil Pan	Oil Seals
151	1RZ	HI-ACE 2000 RZH102 1989- 1998cc	SWF27350 04111-75010 04111-75011	SWH27350 04112-75010	SWG2735 (NK) 11115-75010 	SWV2735 11213-75020 	SWS27004(8) 90913-02024	SWI2735 17177-75010 	SWE2735 17173-75010 	SWX27002(2) 		SWR27016 88*106*8.5 SWO27020 48*68*7
152	1RZ	HI-ACE 2000 RZH102 1992- 1998cc	SWF27351 04111-75012	SWH27351 04112-75012	SWG2735 (NK) 11115-75010 	SWV2735 11213-75020 	SWS27004(8) 90913-02024	SWI2735 	SWE2735 	SWX27002(2) 		SWR27014 88*106*8.7 SWO27020 48*68*7
153	*1RZ	1998cc	SWF27352 04111-75330	SWH27352	SWG2735G (G) 11115-75010 	SWV2735 11213-75020 	SWS27004(8) 90913-02024		SWE2735 	SWX27004(2) 		SWR27016 88*106*8.5 SWO27020 48*68*7
154	2RZ	HI-ACE 2400 RZH101 8V 1989- 2438cc	SWF27360 04111-75040	SWH27360 04112-75040	SWG2736 (NK) 11115-75020 	SWV2735 11213-75020 	SWS27004(8) 90913-02024	SWI2735 	SWE2735 	SWX27002(2) 		SWR27016 88*106*8.5 SWO27020 48*68*7
155	2RZ-FE 3RZ-FE	TACOMA HI-LUX HI-ACE DYNE 200 RUNNER DOHC 16V 1995- 2438cc	SWF27222 04111-75070	SWH27222 04112-75070	SWG2722 (G) 11115-75030 	SWV2722 11213-75030 	SWS27008(8) 90913-02066 SWS27031(8) 90913-02062	SWI2722 	SWE2722 	SWX27008(2) 		SWR27016 88*106*8.5 SWO27020 48*68*7
156	2RZ-FE	TACOMA 2400 RNZ140 150 DOHC 16V 1999- 2438cc	SWF27221 04111-75090	SWH27221 04112-75090	SWG2722 (G) 11115-75030 	SWV2722 11213-75030 	SWS27008(8) 90913-02066 SWS27031(8) 90913-02062	SWI2722 17177-75020 	SWE2722 17177-75020 	SWX27014 		SWR27016 88*106*8.5 SWO27020 48*68*7


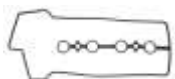
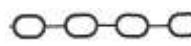






































No	Engine	Car Name / Year / Model	Full Set	Head Set	Cyl. Head	Valve Cover	Valve Seal	Manifold IN	Manifold EX	Exhaust Pipe	Oil Pan	Oil Seals
157	3RZ-FE	TACOMA 2700 DYNE 200 RUNNER DOHC 16V 1994-04 2694cc		SWH27225 HS9465PT-2	SWG2722 (G) 11115-75030 	SWV2722 11213-75030 	SWS27008V(8) SWS27031V(8)	SWI2722  SWU2722 	SWE2722 	SWX27008(2)  SWX27015 		SWO27020 48*68*7
158	3RZ-FE	SOLEMIO GRANVIA 2700 DYNA 200 TOYO-ACE RCH11 RZU100 1995- 2700cc	SWF27220 04111-75110 04111-75112	SWH27220 04112-75110	SWG2722 (G) 11115-75030 	SWV2722 11213-75030 	SWS27008(8) 90913-02066 SWS27031(8) 90913-02062	SWI2722 	SWE2722 	SWX27014 		SWR27016 88*106*8.5 SWO27020 48*68*7
159	1S	CELICA CARINA 1800 SA60B ESA60 SX60 SX70 SV10 1981-83 1832cc	SWF27320 04111-63010 04111-63020	SWH27320 04112-63010 04112-63020	SWG2732 (NK) 11115-63010 	SWV2732 11213-63010 	SWS27004(8) 90913-02024	SWU2732 17171-63010 	SWM2732 17172-63010 	SWX27002(2) 		SWR27010 85*105*10 SWO27006 42*60*7
160	1S	CORONA FF 1800 ST150 8V 1983- 1832cc	SWF27321 04111-63040	SWH27321 04112-63040	SWG2732 (NK) 11115-63010 	SWV2732 11213-63010 	SWS27004(8) 90913-02024	SWU2732 17171-63010 	SWM2732 17172-63010 	SWX27002(2) 		SWR27010 85*105*10 SWO27006 42*60*7 SWOS27004 38*50*7
161	2S	CAMRY CARIB 2000 SV11 8V 1982- 1995cc	SWF27330 04111-74010 04111-74020 04111-74011	SWH27330 04112-74010	SWG2733 (NK) 11115-74010 	SWV2732 11213-63010 	SWS27004(8) 90913-02024	SWU2732 	SWM2732 	SWX27002(2) 		SWR27010 85*105*10 SWO27006 42*60*7 SWOS27004 38*50*7
162	3S	CAMRY VISTA SV21 ST162 2000 CORONA CERICA 2000 16V 1986-89 1998cc	SWF27340 41111-74050 04111-74051 04111-74052	SWH27340 04112-74050	SWG2734 (NK) 11115-74030 	SWV2734 11213-74020 	SWS27008(8) 90913-02066 SWS27031(8) 90913-02090	SWI2734 17177-74040 	SWE2734 17173-88360 	SWX27014 	SWP2734 	SWR27010 85*105*10 SWO27006 42*60*7 SWOS27005 17*30*7



































No	Engine	Car Name / Year / Model	Full Set	Head Set	Cyl. Head	Valve Cover	Valve Seal	Manifold IN	Manifold EX	Exhaust Pipe	Oil Pan	Oil Seals
163	3S-FE	CORONA 2000 ST191 ST195 20 16V 1993-1998 1998cc	SWF27392 04111-74490	SWH27392 04112-74490	SWG2739 (G) 11115-74080 11115-74070 	SWV2734 11213-74020 	SWS27008(8) 90913-02066 SWS27031(8) 90913-02090	SWI2739 	SWE2739 17173-74040 	SWX27008(2)  SWX27014 		SWR27010 85*105*10 SWO27006 42*60*7 SWO27004 38*50*7
164	3S-FE	CAMRY CELICA 2200 MR2 RAY4 2000 1987-96 2164 1998cc		SWH27393	SWG2739 (G) 11115-74080 11115-74070 	SWV2734 11213-74020 	SWS27008(8) SWS27031V(8)	SWI2734 	SWE2760A 	SWX27014 		SWO27004 38*50*7
165	3S-FE	CARINA CELICA 2000 16V ST202 203 1996-2000 1998cc	SWF270100 04111-74591	SWH270100 04112-74561	SWG27010 (S) 11115-74110 	SWV2734 11213-74020 	SWS27008(8) 90913-02066 SWS27031(8) 90913-02090	SWI2739 	SWE2739 	SWX27008(2)  SWX27014 		SWR27010 85*105*10 SWO27006 42*60*7 SWOS27003 38*50*8
166	3S-FE	RAV-4 2200 1998- 2164cc	SWF270104 04111-74740	SWH270104	SWG27010 (S) 11115-74120 	SWV2734 11213-74020 	SWS27008(16)	SWI2739 	SWE2739 	SWX27008(2) 		SWR27010 85*105*10 SWO27006 42*60*7 SWOS27003 38*50*8 SWOS27003 18*30*7
167	3S-GE	CELICA CORONA 2000 SV12 ST162 ST171 1984-ON 1998cc	SWF27600 04111-74030/1 04111-74032/3 04111-74034	SWH27600 04112-74030/1 04112-74032/3	SWG2760 (NK) 11115-88362 	SWV2760A  SWV2760B 	SWS27008(8) 90913-02066 SWS27031(8) 90913-02090	SWI2760A  SWI2760A 	SWE2760A 	SWX27008(2) 	SWP2734 	SWR27010 85*105*10 SWO27006 42*60*7 SWO27001 35*49*6
168	3S-GE	CELICA CAMRY 2000 CORONA 16V ST171 182 183 SV20 32 33 1989-ON 1998cc	SWF27601 04111-74230 04111-74250 04111-74330	SWH27601 04112-74230	SWG2760G (G) 11115-88362 	SWV2760CS 11213-74040 	SWS27008(8) 90913-02066 SWS27031(8) 90913-02090	 	SWE2739 17173-74040 	SWX27010(2) 		SWR27036 89*105*10 SWO27006 42*60*7 SWO27001(2) 35*49*6





























No	Engine	Car Name / Year / Model	Full Set	Head Set	Cyl. Head	Valve Cover	Valve Seal	Manifold IN	Manifold EX	Exhaust Pipe	Oil Pan	Oil Seals
169	3S-GE	CORONA EXIV 2000 ST171 181 182 16V DOHC 1989- 1998cc	SWF270122 04111-74160	SWH270122 04112-74160	SWG27012 (G) 11115-88382 	SWV2760DS1 	SWS27008(8) 90913-02066 SWS27031(8) 90913-02090	SWI2760B  SWU2760B 	SWE2760B(2) 	SWX27010(2)  SWX27012(2) 		SWR27036 85*105*10 SWO27006 42*60*7 SWO27001(2) 35*49*6 SWOS27013 8*14*4
170	3S-GE	CELICA 2000 CARINA MR2 DOHC 16V 1993-99 1998cc	SWF270210 04111-74533	SWH270210 04112-74530	SWG27021 (G) 11115-88460 	SWV27021S 	SWS27008(8) 90913-02066 SWS27031(8) 90913-02090	SWI27021 	SWE27021 	SWX27013(2)  SWX27107 		SWR27036 89*105*10 SWO27006 42*60*7 SWO27001(2) 35*49*6
171	3S-GE	RAV4 CARINA 2000 PICNIC CORONA AVENSIS 1996-2001 1998cc	SWF270102 04111-74810	SWH270102	SWG27010 (S) 11115-74110 	SWV2734 11213-74020 	SWS27008(8) 90913-02066 SWS27031(8) 90913-02062	SWI2739 	SWE2739 	SWX27008(2)  SWX27014 SWX27003 		SWR27010 85*105*10 SWO27006 42*60*7 SWOS27003 38*50*8
172	3S-GTE	CELICA 2000 ST165 TURBO 16V 1987-89 1998cc	SWF270120 04111-74061 04111-74062 04111-74063 04111-74064	SWH270120 04112-74061 04112-74062 04112-74063 04112-74064	SWG27012 (G) 11115-88382 11115-74090 	SWV2760A  SWV2760B 	SWS27008(8) 90913-02066 SWS27031(8) 90913-02090	SWI2760A  SWU2760A 	SWE2760B(2) 	SWX27015 	SWP2734 	SWR27008 85*105*10 SWO27006 42*60*7 SWO27001 35*49*6
173	3S-GTE	CELICA MR-2 2000 SW20 ST185 ST165 TURBO 16V 1989- 1998cc	SWF270121 04111-74240 04111-74340 04111-74400 04111-74170	SWH270121 04112-74170 04112-74240 04112-74330 04112-74400	SWG27012 (G) 11115-88382 	SWV2760DS1 11213-88381 	SWS27008(8) 90913-02066 SWS27031(8) 90913-02090	SWI2760  SWI2760 	SWE2760B(2) 17173-88381 	SWX27018 		SWR27036 89*105*10 SWO27006 42*60*7 SWOS27013(2) 8*14*4
174	3S-GTE	CELICA MR-2 2000 SW20 ST185 ST165 TURBO 16V 1989- 1998cc	SWF270123 04111-74200	SWH270122 04112-74200	SWG27012 (G) 11115-88382 	SWV2760DS1 11213-88381 	SWS27008(8) 90913-02066 SWS27031(8) 90913-02062	SWI2760A  SWI2760A 	SWE2760B(2) 	SWX27122  SWX27123  SWX27128 	SWP2734 	SWR27036 89*105*10 SWO27006 42*60*7 SWO27001(2) 35*49*6










































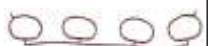



No	Engine	Car Name / Year / Model	Full Set	Head Set	Cyl. Head	Valve Cover	Valve Seal	Manifold IN	Manifold EX	Exhaust Pipe	Oil Pan	Oil Seals
175	3S-GTE	CELICA MR-2 2000 ST205,SW20 TURBO 16V 1993- 1998cc	SWF270270 04111-74540 04111-74541 04111-74570 04111-74571	SWH270270 04112-74520/1 04112-74540/1	SWG27027 (S) 11115-88480 11115-88480A 	SWV27027S 	SWS27008(8) 90913-02066 SWS27031(8) 90913-02062	SWI27021 17177-88460 	SWE27027 17173-88480 	SWX27018 SWX27134 SWX27140 		SWR27036 89*105*10 SWO27006 42*60*7 SWO27001(2) 35*49*6
176	4S-FE	MARK2 CHASER 1800 SX80 SX90 16V 1990-ON 1838cc	SWF27610 04111-74280 04111-74470	SWH27610 04112-74260 04112-74470	SWG2761 (G) 11115-74060 	SWV2734 11213-74020 	SWS27008(8) 90913-02066 SWS27031(8) 90913-02062	SWI2739 17177-74070 	SWE2739 17173-74040 	SWX27011 		SWR27010 85*105*10 SWO27006 42*60*7 SWO27004 38*50*7
177	4S-FE	CORONA CAMRY 1800 ST170 180 181 SV30 1990-ON 1838 cc	SWF27612 04111-74180/1 04111-74260 04111-74350	SWH27612 04112-74180 04112-74260 04112-74340	SWG2761 (G) 11115-74060 	SWV2734 11213-74020 	SWS27008(8) 90913-02066 SWS27031(8) 90913-02062	SWI2739 	SWE2760B(2) 	SWX27011 		SWR27010 85*105*10 SWO27006 42*60*7 SWOS27003 38*50*8
178	4S-FI	CELICA CAMRY 1800 SX80 ST163 1988-ON 1838 cc	SWF27611 04111-74090 04111-74091	SWH27611 04112-74090 04112-74091	SWG2761 (G) 11115-74060 	SWV2734 11213-74020 	SWS27008(8) 90913-02066 SWS27031(8) 90913-02062	SWI2739 	SWE2760C(2) 	SWX27008 SWX27011 SWX27019 		SWR27010 85*105*10 SWO27006 42*60*7 SWO27001 35*49*6
179	5S	CAMRY CARINA 2200 CELLICA.MR2 USA 16V 1990- 2164cc	SWF27390 04111-74210	SWH27390 04112-74210	SWG2739 (G) 11115-74070 11115-74080 	SWV2734 11213-74020 	SWS27008(8) 90913-02066 SWS27031(8) 90913-02062	SWI2734 	SWE2739 17173-74040 	SWX27014 SWX27020 		SWR27010 85*105*10 SWO27006 42*60*7 SWO27004 38*50*7 SWOS27005 17*30*7
180	5S-FE	CELICA CAMRY 2200 ST184,SXV10,SW21 USA 16V 1991-95 2164cc	SWF27391 04111-74310 04111-74300 04111-74370 04111-74510	SWH27391 04112-74300 04112-74290 04112-74370 04112-74510	SWG2739 (G) 11115-74070 11115-74080 	SWV2734 11213-74020 	SWS27008(8) 90913-02066 SWS27031(8) 90913-02062	SWI2734 	SWE2739 	SWX27014 SWX27020 		SWR27010 85*105*10 SWO27006 42*60*7 SWO27004 38*50*7 SWOS27005 17*30*7
















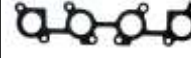








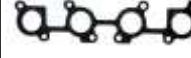





















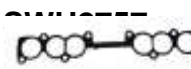





No	Engine	Car Name / Year / Model	Full Set	Head Set	Cyl. Head	Valve Cover	Valve Seal	Manifold IN	Manifold EX	Exhaust Pipe	Oil Pan	Oil Seals
181	5S-FE	CAMRY SOLARA 2200 SOLARA CELICA 1996- 2164cc	SWF270103 04111-74640	SWH270103 04112-74600	SWG27010 (S) 11115-74120 	SWV2734 11213-74020 	SWS27008(8) 90913-02066 SWS27031(8) 90913-02062	SWI2739 	SWE2739 	SWX27014 		SWR27010 85*105*10 SWO27006 42*60*7 SWOS27003 38*50*8
182	5S-FE	CAMRY SOLARA 2200 SXV20 ST204 16V 1997- 2164cc	SWF270101 04111-74641 04111-74651	SWH270101 04112-74800	SWG27010 (S) 11115-74120 	SWV2734 11213-74020 	SWS27008(8) 90913-02066 SWS27031(8) 90913-02062	SWI2739 	SWE2739 	SWX27014 		SWR27010 85*105*10 SWO27006 42*60*7 SWOS27003 38*50*8
183	1SZ-FE	VITZ YARIS ECHO 1000 SCP10.11 DOHC 16V 1999- 997cc	SWF270060 04111-23040	SWH270060 04112-23040	SWG27006 (S) 11115-23030 	SWV27006 11213-23020 	SWS27027(8) 90913-02119 SWS27028(8) 90913-02120	SWI27006 17177-23020 	SWE27006 17173-23010 	SWX27101 		SWR27033 74*89*8.5 SWO27001 35*49*6
184	2SZ-FE	VITZ YARIS 1300 DOHC 16V 2002- 1298cc	SWF270130 04111-0J020	SWH270130 04112-0J020	SWG27013 (S) 11115-23042 	SWV27006 11213-23020 	SWS27027(8) 90913-02119 SWS27028(8) 90913-02120	SWI27006 17177-23020 	SWE27006 17173-23010 	SWX27103 		SWR27033 74*89*8.5 SWO27001 35*49*6
185	2SZ-FE	YARIS 1300 DOHC 16V 2003- 1298cc	SWF270131 04111-0J080	SWH270131 04112-0J080	SWG27013 (S) 11115-23042 	SWV27006 11213-23020 	SWS27027(8) 90913-02119 SWS27028(8) 90913-02120	SWI27006 17177-23020 	SWE27006 17173-23010 	SWX27103 		SWR27033 74*89*8.5 SWO27001(2) 35*49*6
186	3SZ-VE	RUSH AVANZA 1500 DOHC 16V 2004-	SWF270300 04111-BZ600	SWH270300 04112-BZ600	SWG27030 (S) 11115-B1030 	SWV27006 11213-23020 	SWS27027(8) 90913-02119 SWS27028(8) 90913-02120	SWI27030 	SWE27006 	SWX27042 		SWR27033 74*89*8.5 SWO27001 35*49*6




































No	Engine	Car Name / Year / Model	Full Set	Head Set	Cyl. Head	Valve Cover	Valve Seal	Manifold IN	Manifold EX	Exhaust Pipe	Oil Pan	Oil Seals
187	3SZ-VE NEW	LITEACE TOWNACE 1500 GRAN MAX HOHC 16V 2008-	SWF270350 04111-BZ940	SWH270350	SWG27035 (S) 11115-B0020 	SWV27006 	SWS27027V(8) SWS27028V(8)	SWI27030 	SWE27006 	SWX27042 		SWR27033V 74*89*8.5 SWO27001 35*49*6
188	2T	CELICA CARINA 1600 COROLLA 1600 TA12 TA22 1970-72.7 8V 1588cc	SWF27050 04111-26010 04111-26020 04111-26024	SWH27050 04112-26010 04112-26024	SWG2705 (NK) 11115-26031 	SWV2705A 11213-25010 	SWS27004(8) 90913-02024	SWI2705A 17177-25031 	SWE2705 17173-25012 	SWX27021  SWX27153 	SWP2705 12151-25010 	SWR27004 75*100*13 SWO27002 38.5*58*11
189	2T	CELICA CARINA 1600 COROLLA 1600 TE47 TA17 TA27 1972.8-75.8 8V 1588cc	SWF27051 04111-26011 04111-26021 04111-26022 04111-26025 04111-26023	SWH27051 04112-26011 04112-26021 04112-26025 04112-26022	SWG2705 (NK) 11115-26031 	SWV2705A 11213-25010 	SWS27004(8) 90913-02024	SWI2705A 17177-25031 	SWE2705 17173-25012 	SWX27021  SWX27153 	SWP2705 12151-25010 	SWR27004 75*100*13 SWO27002 38.5*58*11
190	2T	CELICA CARINA 1600 COROLLA TA14 TA17 TA22 TA27 TE31 TE37 TE41 TE47 1975.8-76.4 1588cc	SWF27052 04111-26023 04111-26027 04111-26032 04111-27040	SWH27052 04112-26022 04112-26026 04112-26031 04112-26032	SWG2705 (NK) 11115-26031 	SWV2705A 11213-25010 	SWS27004(8) 90913-02024	SWI2705A 17177-25031 	SWE2705 17173-25012 	SWX27014  SWX27153 	SWP2705 12151-25010 	SWR27004 75*100*13 SWO27002 38.5*58*11
191	2T	CELICA CARINA 1600 COROLLA TA35 TE31 1975-76 8V 1588cc	SWF27053 04111-26030 04111-26031	SWH27053 04112-26030	SWG2705 (NK) 11115-26031 	SWV2705A 11213-25010 	SWS27004(8) 90913-02024	SWI2705A 	SWE2705 	SWX27014  SW 	SWP2705 	SWR27004 75*100*13 SWO27002 38.5*58*11
192	2T 3T	CELICA CARINA 1600 COROLLA TA30 TA35 TA40 TA41 TT121 TT132 1976.8-77.8 1588cc	SWF27054 04111-28010 04111-28011 04111-28012	SWH27054 04112-28010 04112-28011 04112-28012	SWG2705 (NK) 11115-26031 	SWV2705A 11213-25010 	SWS27004(8) 90913-02024	SWI2705A 	SWE2705 	SWX27008  SW (2)  SW 	SWP2705 	SWR27004 75*100*13 SWO27002 38.5*58*11





























No	Engine	Car Name / Year / Model	Full Set	Head Set	Cyl. Head	Valve Cover	Valve Seal	Manifold IN	Manifold EX	Exhaust Pipe	Oil Pan	Oil Seals
193	2T	CELICA CARINA 1600 COROLLA 8V TA19 TA41 TA46 TA47 TE51 TE56 TE66 1977.8-79.8 1588cc	SWF27055 04111-26040 04111-26041 04111-26042	SWH27055 04112-26040 04112-26041 04112-26042	SWG2705 (NK) 11115-26031 	SWV2705A 11213-25010 	SWS27004(8) 90913-02024	SWI2705A 	SWE2705 	SWX27008 	SWP2705 	SWR27004 75*100*13 SWO27002 38.5*58*11
194	2T 3T	CELICA 1600/1800 CARINA COROLLA CAMRY TA19 TA41 TA46 TA47 TE70 TE73 TX50 1979.8-80.8 1588cc/1778cc	SWF27056 04111-28013 04111-28018 04111-28022 04111-28023	SWH27056 04112-28013 04112-28022 04112-28023	SWG2705 (NK) 11115-26031 	SWV2705B 1213-25012 	SWS27004(8) 90913-02024	SWI2705B 	SWE2705 	SWX27008 SWX27014 SWX27021(2)  SWX27153 	SWP2705 	SWR27004 75*100*13 SWO27002 38.5*58*11
195	2T 3T 12T 13T	CELICA 1600/1800 CARINA COROLLA CAMRY CRESTA TA41 TA46 TA47 TA49 TE70 TE73 TE74 TX50 1980.8-82.1 1588cc/1778cc	SWF27057 04111-28014 04111-28016 04111-28017 04111-28015	SWH27057 04112-28014 04112-28016 04112-28015	SWG2705 (NK) 11115-26031 	SWV2705B 1213-25012 	SWS27004(8) 90913-02024	SWI2705B 	SWE2705 	SWX27008 SWX27014 SWX27021(2)  SWX27153 	SWP2705 12151-25010 	SWR27004 75*100*13 SWO27002 38.5*58*11
196	1TR-FE	HILUX 2000 DOHC 16V VVT-I 1998cc	SWF270190 04111-0C080	SWH270190 04112-0C080	SWG27019 (S) 11115-0C010 	SWV27019 11213-0C010-77 	SWS27033A(8) SWS27034A(8)	SWI27019 17177-0C010 	SWE27019 17173-0C010 			SWR27006 88*106*8.5 SWO27020 48*68*7
197	1TR-FE NEW	HILUX INNOVA 2000 DOHC 16V VVT-I 2006- 1998cc	SWF270191 04111-75990	SWH270191 04112-75990	SWG27019 (S) 11115-0C010 	SWV27019 	SWS27033V(8) SWS27034V(8)	SWI27019 	SWE27019 	SWX27046 		SWR27016 88*106*8.5 SWO27020 48*68*7
198	2TR-FE	LANDCRUISER 2700 FORTUNER TACOMA PRADO VVT-1 DOHC 16V 2694cc	SWF270290 04111-75850	SWH270290 04112-0C080	SWG27029 (S) 11115-75100 	SWV27019 11213-0C010-77 	SWS27033A(8) SWS27034A(8)	SWI27019 	SWE27029 	SWX27107 		SWR27016 88*106*8.5 SWO27020 48*68*7






















No	Engine	Car Name / Year / Model	Full Set	Head Set	Cyl. Head	Valve Cover	Valve Seal	Manifold IN	Manifold EX	Exhaust Pipe	Oil Pan	Oil Seals
199	2TR-FE	HILUX 2700 DOHC 16V VVT-1 2694cc	SWF270291 04111-0C090	SWH270291 04112-0C090	SWG27029 (S) 11115-0C020 	SWV27019 11213-0C010-77 	SWS27033A(8) SWS27034A(8)	SWI27019 	SWE27019 	SWX27107 		SWR27016 88*106*8.5 SWO27020 48*68*7
200	* 2TR-FE NEW	FORTUNER TACOMA 2700 LAND CRUISER PRADO DOHC 16V VVT-I 2005- 2694cc	SWF270292 04111-75980	SWH270292 04112-75980	SWG27029 (S) 11115-75100 							
201	2TR-FE NEW	TURICK 2700 DOHC 16V VVT-I 2005-7 2694cc	SWF270293 HS26357PT + CS26357	SWH270293 HS26357PT	SWG27029 (S) 11115-75100 	SWV27019 	SWS27030V(16)	SWI27019 	SWE27029 		SWP27029 	SWR27016V 88*106*8.5 SWO27020 48*68*7
202	2TZ-FE	PREVIA 2400 TCR10/11/20/21 DOHC 16V MULTIPOINT INJ 1990-96 2438cc	SWF27590 04111-76070 04111-76071	SWH27590 04112-76070	SWG2759 (G) 11115-76030 	SWV2759 11213-76020 	SWS27008(8) 90913-02066 SWS27031(8) 90913-02090	SWI2759 	SWE2759 	SWX27008 	SWP2759 12151-76010 	SWR27016 88*106*8.5 SWO27020 48*68*7
203	2TZ-FE	PREVIA ESTIMA 2400 TCR11 12 DOHC 16V 1994- 2438cc		SWH27592	SWG2759 (G) 11115-76030 	SWV2759 	SWS27008V(8) SWS27031V(8)	SWI2759A 	SWE2759 	SWX27008(2) 		
204	2TZ-FZE	PREVIA ESTIMA 2400 TCR11 12 DOHC 16V 1994- 2438cc	SWF27591 04111-76080	SWH27591 04112-76080	SWG2759 (G) 11115-76030 	SWV2759 11213-76020 	SWS27008(16) 90913-02066 SWS27031(16) 90913-02062	SWI2759A 	SWE2759 	SWX27008(2) 	SWP2759 	SWR27016 88*106*8.5 SWO27020 48*68*7


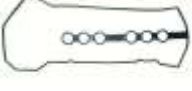




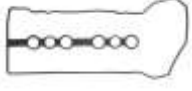
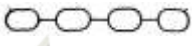




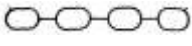







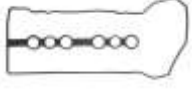
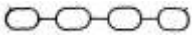



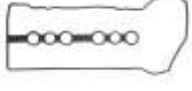
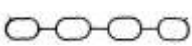


No	Engine	Car Name / Year / Model	Full Set	Head Set	Cyl. Head	Valve Cover	Valve Seal	Manifold IN	Manifold EX	Exhaust Pipe	Oil Pan	Oil Seals
205	1UZ-FE	CROWN 4000 UZS131 V8 DOHC 1989- 3968cc	SWF270030 04111-50030 04111-50031	SWH270030 04112-50030	SWG27003R 11115-50020/21 (G)  SWG27003L 11116-50010/11 (G) 	SWV27003(2) 11213-52020 	SWS27008(16) 90913-02066 SWS27031(16) 90913-02062	SWI27003(2) 17177-50011 	SWE27003A(2) 17173-50020 	SWX27011(2) 		SWR27039 95*113*8.5 SWO27006 42*60*7 SWOS27004(2) 38*50*7
206	1UZ-FE	CELSIOR 4000 LEXUS LS400 CROWN UCF1 V8 DOHC 1989- 3968cc	SWF270031 04111-50020	SWH270031 04112-50020 04112-50060	SWG27003R 11115-50020/21 (G)  SWG27003L 11116-50010/11 (G) 	SWV27003(2) 11213-52020 	SWS27008(16) 90913-02066 SWS27031(16) 90913-02062	SWI27003(2) 	SWE27003B(2) 17173-50010 	SWX27033(2) 		SWR27039 95*113*8.5 SWO27006 42*60*7 SWOS27004(2) 38*50*7
207	1UZ-FE	CELSIOR 4000 LEXUS LS400 UCF2 V8 DOHC 1995- 3968cc	SWF270140 04111-50112	SWH270140 04112-50112	SWG27014R 11115-50042 (S)  SWG27014L 11116-50032 (S) 	SWV27014A  SWV27014B 	SWS27033(16) 90913-02112 SWS27034(16) 90913-02113	SWI27014(2) 17171-50020 	SWE27003A(2)  SWE27003B(2) 	SWX27011(2)  SWX27033(2)  SWX27015(4) 		SWR27039 95*113*8.5 SWO27006 42*60*7 SWOS27015 71*85*10
208	2UZ-FE	LANDCRUISER UZJ100 LEXUS LX470 V8 DOHC 1998- 4663cc	SWF270150 04111-50120	SWH270150 04112-50120	SWG27015R 11115-50050 (S)  SWG27015L 11116-50040 (S) 	SWV27014A  SWV27014B 	SWS27033(16) 90913-02112 SWS27034(16) 90913-02113	SWI27014(2) 	SWE27003A(2) 	SWX27011(2) 		SWR27039 95*113*8.5 SWO27006 42*60*7 SWOS27022(2) 38*85*10
209	2UZ-FE	LEXUS LX470 UZJ110 V8 DOHC 2000- 4663cc	SWF270240 04111-50410	SWH270240 04112-50400	SWG27024R 11115-50030 (S)  SWG27024L 11116-50040 (S) 	SWV27014A  SWV27014B 	SWS27033(16) 90913-02112 SWS27034(16) 90913-02113	SWI27014(2)  SWU27014 	SWE27024(2) 	SWX27010(2) 		SWR27039 95*113*8.5 SWO27006 42*60*7 SWOS27022(2) 38*85*10
210	2UZ-FE	LX470 LANDCRUISER 4700 V8 DOHC 2001- 4663cc	SWF270241 04111-50540	SWH270241 04112-50540	SWG27024R 11115-50030 (S)  SWG27024L 11116-50040 (S) 	SWV27014A  SWV27014B 	SWS27033(16) 90913-02112 SWS27034(16) 90913-02113	SWI27024A(2) 	 	SWX27014(2) 		SWR27039 95*113*8.5 SWO27006 42*60*7 SWOS27015(2) 71*85*10


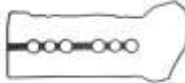
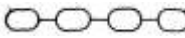



















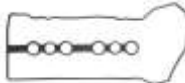




No	Engine	Car Name / Year / Model	Full Set	Head Set	Cyl. Head	Valve Cover	Valve Seal	Manifold IN	Manifold EX	Exhaust Pipe	Oil Pan	Oil Seals
211	2UZ-FE	GX470 LX470 LAND GRUISER 4RUNNER SEDUOIA TUNDRA 2001-4663cc		SWH270242 HS26298PT	SWG27024R (S) 11115-  SWG27024L (S) 11116- 	SWV27014A  SWV27014B 	SWS27033(16) 90913-02112 SWS27034(16) 90913-02113	SWI27024A(2)  SWU27014 	SWE27024A  SWE27024B 	SWX27014 		SWOS27015(2) 71*85*10
212	3UZ-FE	LX430 V8 DOHC 2001-4293cc	SWF270250 04111-50160	SWH270250 04112-50150	SWG27025R 11115-50060 (S)  SWG27025L 11116-50060 (S) 	SWV27014A  SWV27014B 	SWS27033(16) 90913-02112 SWS27034(16) 90913-02113	SWI27014(2)  SWU27014 	SWE27024(2)  SWX27015(2) 	SWX27015(2) 		SWR27039 95*113*8.5 SWO27006 42*60*7 SWOS27015(2) 71*85*10
213	3UZ-FE NEW	GS430 CS430 SC430 4300 V8 DOHC 2007-02 4293cc	SWF270251	SWH270251	SWG27025R 11115-50060 (S)  SWG27025L 11116-50060 (S) 	SWV27014A  SWV27014B 	SWS27034V(16) 90913-02113	SWI27014(2)  SWU27014 	SWE27024(2)  SWX27015(2) 	SWP27025 		SWR27039V 95*113*8.5 SWO27006 42*60*7 SWOS27015(2) 71*85*10
214	1VZ-FE	CAMRY VISTA 2000 VZV20 DOHC 24V 1987-1992cc	SWF270110 04111-62010 04111-62030	SWH270110 04112-62010 04112-62011	SWG27011R 11115-62010(G)  SWG27011L 11116-62010(G) 	SWV2756A(2) 11213-62010 SWV27014B 	SWS27008(12) 90913-02066 SWS27031(12) 90913-02062	SWI27011(2) 17177-62010 SWI2756A 	SWE2756A(2) 17173-62020 SWI2756A 	SWX27008(2)  SWX27014 		SWR27029 92*110*9.5 SWO27005 40*55*6 SWOS27009(2) 38*50*10.5
215	2VZ	CAMRY VISTAD 2500 LEXUS ES250 VZV21 DOHC 24V 1988-2507cc	SWF27560 04111-62020	SWH27560 04112-62020	SWG2756R 11115-62030(G)  SWG2756L 11116-62030(G) 	SWV2756A(2) 	SWS27008(12) 90913-02066 SWS27031(12) 90913-02062	SWI2756A(2) 17177-62030 SWI2756A 	SWE2756A(2)  SWX27014 	SWX27008(2)  SWX27014 	SWP2756A 	SWR27029 92*110*9.5 SWO27005 40*55*6 SWOS27009(2) 38*50*10.5
216	3VZ	HILUX TRUCK 3000 VZN10 VN6 VZN85 12V 1988-2958cc	SWF27570 04111-65010 04111-65011 04111-65016	SWH27570 04112-65010 04112-65011	SWG2757R 11115-65000/30(G)  SWG2757L 11116-65000/30(G) 	SWV2757(2) 11213-65010 SWV27014B 	SWS27004(12) 90913-02053	SWI2757(2) 17177-65010 SWI2757A 	SWE2757A  SWE2757B 	SWX27008(2)  SWX27014(3) 	SWP2756A 	SWR27029 92*110*9.5 SWO27005 40*55*6 SWOS27010(2) 42*55*8


No	Engine	Car Name / Year / Model	Full Set	Head Set	Cyl. Head	Valve Cover	Valve Seal	Manifold IN	Manifold EX	Exhaust Pipe	Oil Pan	Oil Seals
217	3VZ-FE	CAMRY 3000 LEXUS ES300 VCV10 15 DOHC 24V 1991- 2959cc	SWF27561 04111-62050	SWH27561 04112-62040	SWG2756R 11115-62030 (G)  SWG2756L 11116-62030 (G) 	SWV2756B(2) 11213-62020 	SWS27008(12) 90913-02066 SWS27031(12) 90913-02062	SWI2756B(2) 17177-62050  SWU2756B 	SWE2756B(2) 17173-62040 	SWX27011(2) 	SWP2756B 	SWR27029 92*110*9.5 SWO27005 40*55*6 SWOS27009(2) 38*50*10.5
218	5VZ-FE	LANDCRUISER PRADO 3400 TACOMA DOHC 1999- 3378cc	SWF270310 04111-62130	SWH270310 04112-62110	SWG27031R 11115-62080 (S)  SWG27031L 11116-62080 (S) 	SWV2756B(2) 	SWS27008V(12) SWS27031V(12)	SWI2756B(2) 	SWE2763(2) 	SWX27003(2) 		SWR27029V 92*110*9.5 SWOS27009 38*50*10
219	5VZ-FE	LANDCRUISER 3400 TACOMAT100 V6 DOHC 1992- 3400cc	SWF27630 04111-62080 04111-62081	SWH27630 04112-62070	SWG2763R 11115-62070 (G)  SWG2763L 11116-62070 (G) 	SWV2756B(2) 11213-62020 	SWS27008(12) 90913-02066 SWS27031(12) 90913-02062	SWI2756B(2) 17177-62060 	SWE2763(2) 17173-62050 	SWX27009(4) 		SWR27029 92*110*9.5 SWO27005 40*55*6 SWOS27009(2) 38*50*10.5
220	1Y 2Y 3Y	HI-LUX CARINA 1600/1800/2000 YN56 YU60 YU70 YU80 YR20 YR26 YM2 YS120 8V 1982- 1626cc/1812cc/1998cc	SWF27300 04111-72010 04111-72020/24 04111-72011 04111-72012	SWH27300 04112-72010 04112-72011	SWG2730 (NK) 11115-71010/11 11115-73040 	SWV2730 11213-72010 	SWS27005(8) 90913-02065	SWM2730 17172-73010 		SWX27008(2) 		SWR27007 80*100*8.5 SWO27006 42*60*7
221	2Y-J	HI-LUX TOWN-ACE 1900 YX7 YN5 YR25 8V 1991- 1812cc	SWF27302 04111-72016	SWH27302 04112-72016	SWG2730 (G) 11115-71010/11 11115-73040 	SWV2730 11213-72010 	SWS27005(8) 90913-02065	SWM2730 17172-73010 		SWX27002(2)  SWX27004(2)  SWX27021(2)  SWX27008(2) 		SWR27007 80*100*8.5 SWO27006 42*60*7
222	3Y	TOWN-ACE 2000 MASTER 8V YR21 1983- 1988cc	SWF27301 04111-73010 04111-73050 04111-73020 04111-73012	SWH27301 04112-73010 04112-73050 04112-73012	SWG2730 (NK) 11115-71010/11 11115-73040 	SWV2730 11213-72010 	SWS27005(8) 90913-02065	SWM2730 		SWX27008(2) 		SWR27007 80*100*8.5 SWO27006 42*60*7

No	Engine	Car Name / Year / Model	Full Set	Head Set	Cyl. Head	Valve Cover	Valve Seal	Manifold IN	Manifold EX	Exhaust Pipe	Oil Pan	Oil Seals
223	4Y	HI-LUX 2300 YR22 YR31 8V 1985- 2237cc	SWF27310 04111-73034 04111-73035	SWH27310 04112-73034	SWG2731 (NK) 11115-73010 11115-73030 	SWV2730 11213-72010 	SWS27005(8) 90913-02065	SWM2730 		SWX27008(2) 		SWR27007 80*100*8.5 SWO27006 42*60*7
224	4Y	FORKLIFT 2200 5FG20 23 25 8V 1986- 2237cc	SWF27312 04111-20230 04111-20230-71	SWH27312 04112-20230	SWG2731 (G) 11115-73030 	SWV2730 11213-72010 	SWS27005(8) 90913-02065	SWM2730 		SWX27008(2) 	SWP2731 	SWR27007 80*100*8.5 SWO27006 42*60*7
225	4Y	FORKLIFT 2200 5FG20 23 25 8V 1987- 2237cc	SWF27313 04111-78150-71	SWH27313 04112-78150-71	SWG2731 (G) 11115-73030 	SWV2730 11213-72010 	SWS27005(8) 90913-02065	SWM2730 		SWX27008(2) 	SWP2731 	SWR27007 80*100*8.5 SWO27006 42*60*7
226	4Y	FORKLIFT	SWF270220 04111-20300-71	SWH270220	SWG27022 (G) 11115-76029-71 	SWV2730 11213-72010 	SWS27005(8) 90913-02065	SWM2730G 		SWX27008 		SWR27007 80*100*8.5 SWO27041 49.8*66*8
227	4Y-EC	HI-LUX 2300 YN 1988- 2237cc	SWF27311 04111-73040	SWH27311 04112-73040	SWG2731 (NK) 11115-73010 11115-73030 	SWV2730 11213-72010 	SWS27005(8) 90913-02065	SWM2730 17172-73010 		SWX27002(2) 	SWP2731 	SWR27007 80*100*8.5 SWO27006 42*60*7
228	4Y-EC	TOWN-ACE 2300 YR2# YR3# 1988- 2237cc	SWF27314 04111-73033	SWH27314 04112-73033	SWG2731 (NK) 11115-73010 11115-73030 	SWV2730 11213-72010 	SWS27005(8) 90913-02065	SWM2730 		SWX27004(2) 	SWP2731 	SWR27007 80*100*8.5 SWO27006 42*60*7

No	Engine	Car Name / Year / Model	Full Set	Head Set	Cyl. Head	Valve Cover	Valve Seal	Manifold IN	Manifold EX	Exhaust Pipe	Oil Pan	Oil Seals
229	4Y-8F	FORKLIFT	SWF270480 04111-20420-71		SWG27048 (S) 11115-78151-71 	SWV2730 	SWS27005V(8)	SWM2730G 		SWX27008 		SWR27007 80*100*8.5 SWO27041 49.8*66*8
230	1ZR-FE 2ZR-FE NEW	ALTIS COROLLA VERSO 1800 DOHC 16V 2006- 1797cc	SWF270364 04111-37095		SWG27036 (S) 11115-37040 	SWV27036 	SWS27033V(8) SWS27034V(8)	SWI27036 	SWE27036 	SWX27047 		SWR27044V 78*110*8.5 SWOS27203 38*50*6
231	2ZR-FE NEW	COROLLAAXIO FIELDER1800 COROLLA RUMION DOHC 16V ZRE14 ZRE15 2006- 1797cc	SWF270361 04111-37100 04111-37104	SWH270361 04112-37080	SWG27036 (S) 11115-37030 11115-37050 	SWV27036 	SWS27033V(8) SWS27034V(8)	SWI27036 	SWE27036 	SWX27109 		SWR27044V 78*110*8.5 SWO27004 38*50*7
232	* 2ZR-FE NEW	IST 1800 DOHC 16V ZSP110 2007- 1797cc	SWF270362 04111-37110	SWH270362 04112-37090	SWG27036 (S) 11115-37030 11115-37050 							
233	* 3ZR-FE NEW	ALTIS PREMIO 2000 DOHC 16V 2008- 1986cc	SWF270363 04111-37250	SWH270363 04112-37240	SWG27036 (S) 11115-37040 							
234	3ZR-FE NEW	ALTIS PREMIO ALLION 2000 NOAH/VOXY ZRT261 ZRR7 DOHC 16V 2007- 1986cc	SWF270360 04111-37180 04111-37200	SWH270360 04112-37140 04112-37160	SWG27036 (S) 11115-37040 	SWV27036 	SWS27033V(8) SWS27034V(8)	SWI27036 	SWE27036 	SWX27047 		SWR27044V 78*110*8.5 SWOS27203 38*50*6

No	Engine	Car Name / Year / Model	Full Set	Head Set	Cyl. Head	Valve Cover	Valve Seal	Manifold IN	Manifold EX	Exhaust Pipe	Oil Pan	Oil Seals
235	1ZZ-FE	COROLLA 1800 ZZE110 DOHC 16V 1997- 1794cc	SWF270010 04111-22040	SWH270010 04112-22040	SWG27001 (S) 11115-22030/31 	SWV27001 11213-22030 	SWS27023(8) 90913-02111 SWS27024(8) 90913-02101	SWI27001 17171-22020 	SWE27001 17173-22010 	SWX27103 		SWR27022 76*94*8.5 SWOS27003 38*50*8
236	1ZZ-FE	CELICA ALTIS 1800 ZZT230 DOHC 16V 1999- 1794cc	SWF270040 04111-22061	SWH270040 04112-22061	SWG27004 (S) 11115-22040/50 11115-22041 	SWV27004 11213-22050 	SWS27023(8) 90913-02111 SWS27024(8) 90913-02101	SWI27004 17171-22030 	SWE27001 17173-22010 	SWX27107 		SWR27022 76*94*8.5 SWOS27003 38*50*8
237	1ZZ-FE	CELICA COROLLA 1800 ZZT230 DOHC 16V 1999- 1794cc	SWF270041 04111-22170 04111-22171 04111-22172	SWH270041 04112-22170	SWG27004 (S) 11115-22040/50 11115-22041 	SWV27004 11213-22050 	SWS27023(8) 90913-02111 SWS27024(8) 90913-02101	SWI27004 17171-22030 	SWE27001 17173-22010 	SWX27107 		SWR27022 76*94*8.5 SWOS27003 38*50*8
238	1ZZ-FE	CELICA SPIDER 1800 COROLLA MR2 MATRIX DOHC 16V 1999- 1794cc	SWF270044 04111-22060	SWH270044 04112-22060	SWG27004 (S) 11115-22040/50 11115-22041 	SWV27004 11213-22050 	SWS27023(8) 90913-02111 SWS27024(8) 90913-02101	SWI27004 	SWE27001 17173-22010 			SWR27022 76*94*8.5 SWOS27003 38*50*8
239	1ZZ-FE	CELICA SPEIDER 1800 COROLLA MATRIX DOHC 16V 1999- 1794cc	SWF270045 04111-0D172	SWH270045 04112-0D020	SWG27004 (S) 11115-22050 	SWV27004 11213-22050 	SWS27023(8) 90913-02111 SWS27024(8) 90913-02101	SWI27004 	SWE27001 17173-22010 	SWX27107 		SWR27022 76*94*8.5 SWOS27003 38*50*8
240	1ZZ-FE	DOHC 16V 1794cc	SWF270046 04111-0D042	SWH270046	SWG27004 (S) 11115-22050 	SWV27004 11213-22050 	SWS27023(8) 90913-02111 SWS27024(8) 90913-02101	SWI27004 	SWE27001 17173-22010 	SWX27109 		SWR27022 76*94*8.5 SWOS27003 38*50*8

No	Engine	Car Name / Year / Model	Full Set	Head Set	Cyl. Head	Valve Cover	Valve Seal	Manifold IN	Manifold EX	Exhaust Pipe	Oil Pan	Oil Seals
241	1ZZ-FE	CELICA COROLLA 1800 MR2 RAV4 SPIDER DOHC 16V 2000- 1794cc	SWF270048 04111-22360	SWH270048	SWG27004 (S) 11115-22040 11115-22041 11115-22050 	SWV27004 11213-22050 	SWS27023V(8) SWS27024V(8)	SWI27004 	SWE27001 17173-22010 	SWX27107  SWX27109 		SWR27022 76*94*8.5 SWOS27003 38*50*8
242	2ZZ-GE	CELICA 1800 ZZT230 DOHC 16V 1999- 1796cc	SWF270050 04111-22070	SWH270050 04112-22070	SWG27005 (S) 11115-22060 	SWV27005 11213-22060 	SWS27040(8) SWS27020(8)	SWI27005 	SWE27005 	SWX27108 		SWR27010 85*105*10 SWOS27003 38*50*8
243	3ZZ-FE 4ZZ-FE	CELICA COROLLA 1600 1800 DOHC 16V 2000- 1598cc1794cc	SWF270047 04111-OD102	SWH270047 04112-0D100	SWG27004 (S) 11115-22040 11115-22041 11115-22050 	SWV27004 11213-22050 	SWS27023(8) 90913-02111 SWS27024(8) 90913-02101	SWI27004 	SWE27001 17173-22010 	SWX27107 		SWR27022 76*94*8.5 SWOS27003 38*50*8
244	3ZZ-FE	ALTIS 1600/1800 COROLLA DOHC 16V ZZT230 2002- 1794cc	SWF270042 04111-0D070	SWH270042 04112-0D070	SWG27004 (S) 11115-22050 	SWV27004 11213-22050 	SWS27023(8) 90913-02111 SWS27024(8) 90913-02101	SWI27004 	SWE27001 17173-22010 	SWX27107 		SWR27022 76*94*8.5 SWO27004 38*50*7
245	3ZZ-FE	ALTIS 1600/1800 COROLLA DOHC ZZT230 16V 2002- 1794cc	SWF270043 04111-0D071	SWH270043 04112-0D071	SWG27004 (S) 11115-22050 	SWV27004 11213-22050 	SWS27023(8) 90913-02111 SWS27024(8) 90913-02101	SWI27004 17171-22030 	SWE27001 17173-22010 	SWX27107 		SWR27022 76*94*8.5 SWOS27003 38*50*8
246	* 4ZZ-FE NEW	ALTIS 1800 DOHC 16V 2006- 1598cc	SWF27004-10 04111-0D540	SWH27004-10	SWG27004 (S) 11115-22040 11115-22041 11115-22050 							

No	Engine	Car Name / Year / Model	Full Set	Head Set	Cyl. Head	Valve Cover	Valve Seal	Manifold IN	Manifold EX	Exhaust Pipe	Oil Pan	Oil Seals
247	* 4ZZ-FE NEW	ALTIS 1600 DOHC 16V 2006- 1598cc	SWF270049 04111-0D530	SWH270049	SWG27004 (S) 11115-22040 11115-22041 11115-22050 							
248												
249												
250												
251												
252												

TOMOHI GASKET

JAPAN

