
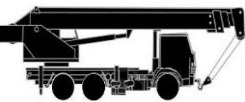




# TOMOHI GASKET KIT

Japanese Products

Tel: +81-90-1784-8485



**MADE IN JAPAN**

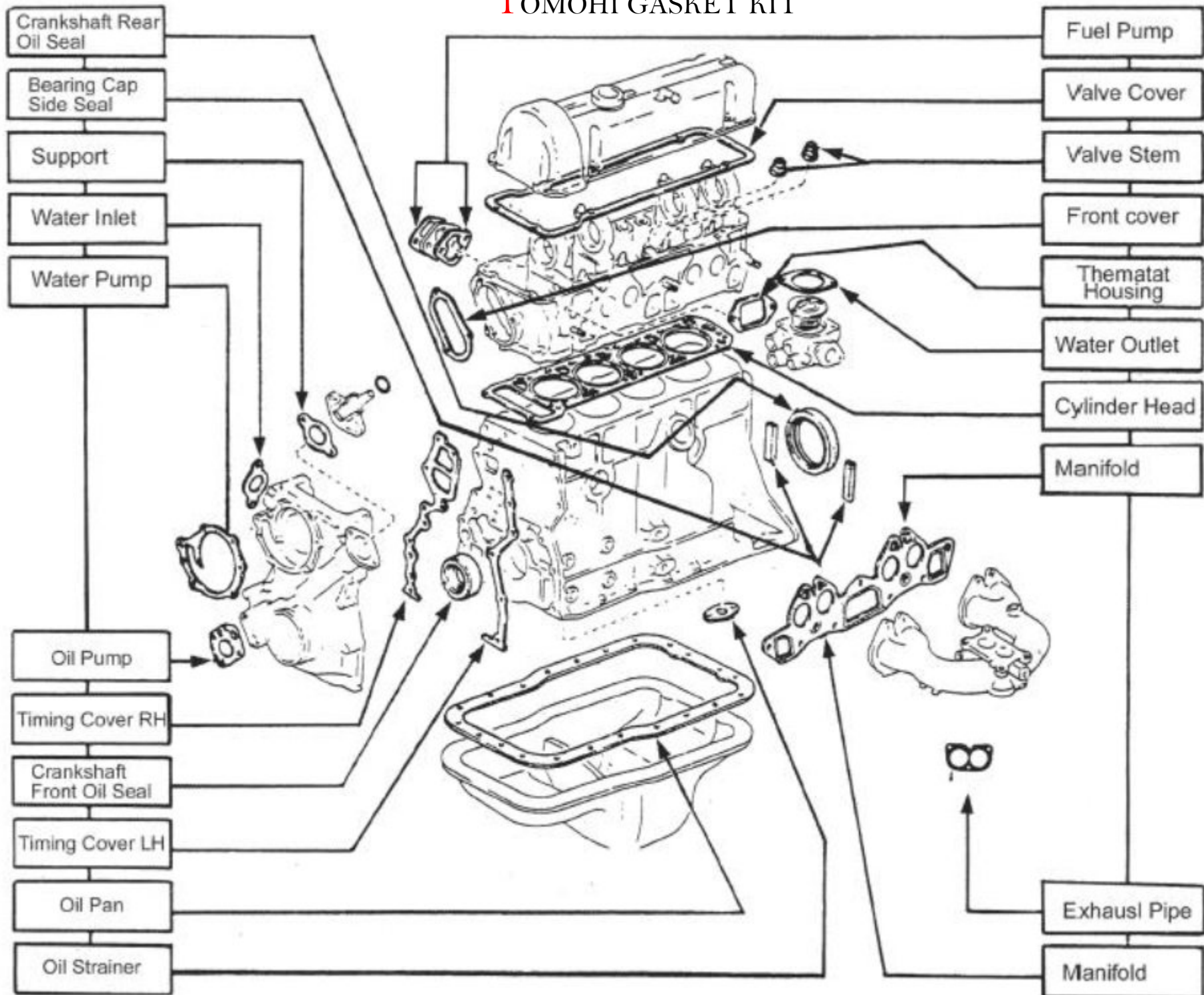
[www.tomohi.jp](http://www.tomohi.jp) - [info@tomohi.jp](mailto:info@tomohi.jp)

# TOMOHI GASKET KIT



# GASKETS USED IN AN AUTOMOBILE ENGINE

TOMOHI GASKET KIT

























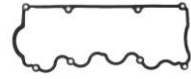



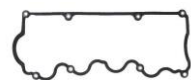







No	Engine	Car Name / Year / Model	Full Set	Head Set	Cyl. Head
1	G3HG <b>NEW</b>	EON 800 SOHC 2011- 814cc	20910-05M00 20910-05M01	20920-05M00 20920-05M01	22311-05001 (S) 
2	G4H	ATOS 800 1993-1997	20910-02A00	TOH071010	22311-02500 (NK) 
3	G4HC	ATOS SANTRO 1000 1997-	20910-02B00	20920-02B00	22311-02700 (NK) 
4	G4HD	GETZ SANTRO 1000/1100 SOHC 12V 2002- 1086cc	20910-02F00	20920-02F00	22311-02800 (S) 
5	G4HG	GETZ SANTRO 1000/1100 SOHC 12V 2004- 999cc/1086cc	20910-02H00	20920-02H00	22311-02760 (S) 
6	G4HG <b>NEW</b>	i10 1100 SOHC 12V 2007- 1086cc	20910-02V00		22311-02780 (S) 

Valve Cover	Valve Seal	Manifold IN	Manifold EX	Exhaust Pipe	Oil Pan	Oil Seals
TOV07147 	TOS07041V(9)	TOI07147(3) 	TOE07147 			60*75*8 34*48*7 35*50*8
TOV07101 	TOS07015(8)	TOI07101 	TOE07101 	TOX07702 	TOP07101 	60*75*8 30*46*8 35*50*8
TOV07101 	TOS07015(12)	TOI07101 	TOE07102 			60*75*8 30*46*8 35*50*8
TOV07124 	TOS07015(12)	TOI07101 	TOE07124 			60*75*8 30*46*8 35*50*8
TOV07124 	TOS07015(12)	TOU07125  TOI07101 	TOE07124 			60*75*8 30*46*8 35*50*8
TOV07124 	TOS07015V(12)	TOI07101  TOU07125 	TOE07124 			60*75*8 30*46*8 35*50*8

No	Engine	Car Name / Year / Model	Full Set	Head Set	Cyl. Head
7	G4AG	PONY 1300 1983-1985	20910-22S10	TOH07195	22311-22300 (NK) 
8	4G14 4G30	STELLAR PONY 1300/1500 SOHC 8V 1984-1991 1238cc/1439cc	20910-11000 20910-11100	TOH07105	22311-11000 (NK) 
9	G4LA <b>NEW</b>	i10 i20 GETZ 1250 2008-10 1248cc	20910-03A00		22311-03200 (S) 
10	G4LA-5 <b>NEW</b>	i10 i20 GETZ 1250 2010- 1248cc	20910-03B00		22311-03210 (S) 
11	G4K	ACCENT S-COUPE 12V 1500 SOHC 1992-1995 1341cc/1495cc	20910-22R10 20910-22B00 20910-22C10 20910-22D10	20920-22B00	22311-22120 (S) 22311-22130 
12	G4N	ACCENT S-COUPE 12V 1500 SOHC 1992-1995 1341cc/1495cc	20910-22AF0	20920-22AF0	22311-22120 (S) 22311-22130 

Valve Cover	Valve Seal	Manifold IN	Manifold EX	Exhaust Pipe	Oil Pan	Oil Seals
TOV0706 	TOS07002(8)	TOI0706A  TOI0706B 	TOE0706 		TOP0706 	72*96*9 30*46*8 35*50*8
TOV0710 	TOS07003(8)	TOI0710A(2)  TOI0710B 	TOE0710A 		TOP0710 	72*96*9 44*65*11
TOV07140A 	TOS07045(18)	TOI07140A(4) 	TOE07140A 			72*98*8 34*48*7
TOV07141 	TOS07041V(16)	TOI07141(4) 	TOE07141 			72*98*8 34*48*7
TOV0700 	TOS07004(12)	TOI0700A(4)  TOI0700B 	TOE0700 			72*96*9 35*48*8 35*50*8
TOV0700 	TOS07004(12)	TOI07104  TOI0700C 	TOE0700 			72*96*9 35*48*8 35*50*8









No	Engine	Car Name / Year / Model	Full Set	Head Set	Cyl. Head
13	G4EH	ACCENT 1300 SOHC 1994- 1341cc	20910-22A10	20920-22A10	22311-22360 (S) 
14	G4EH	ACCENT QIANLIMA 1300 SOHC 1999- 1341cc	20910-22AD0	20920-22AD0	22311-22620 (S) 
15	* G4EH	ACCENTQIANLIMA 1300 SOHC 2002- 1341cc	20910-22AF1	20920-22AF1	22311-22620 (S) 
16	G4EF  NEW	GETZ ACCENT VERNA 1400 DOHC 16V 2005- 1399cc	20910-26L00	20920-26L20	22311-26603 (S) 
17	G4AJ	EXCEL PONY 1400 1985-1986 1410cc	MD031332 MD997027	MD031332K MD997013	MD030293 (NK) 
18	G4AJ	EXCEL 1500 1986-1995	20910-24500	TOH07085	22311-21100 22311-21010 22311-21110 (NK) 

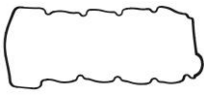


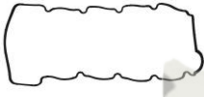












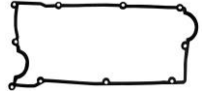




Valve Cover	Valve Seal	Manifold IN	Manifold EX	Exhaust Pipe	Oil Pan	Oil Seals
TOV0700 	TOS07001(12)	TOI07104 	TOE0700 			72*96*9 35*48*8 35*50*8
TOV0700 	TOS07004(12)	TOI07122(4) 	TOE0700 			72*96*9 35*48*8 35*50*8
TOV07127 	TOS07004(16)	TOI07105 	TOE07118 			72*96*9 35*48*8 0*42*8 35*50*8
MD030282 	MD016490	TOI0706A 	TOE0706 		MD030133 	72*96*9 30*46*8 35*50*8
MD030282 	TOS07002(8) TOS07013(4)	TOI0706A 	TOE0706 		TOP0706 	72*96*9 30*46*8 35*50*8

No	Engine	Car Name / Year / Model	Full Set	Head Set	Cyl. Head
19	G4AJ	EXCEL 1500 1986-1995	20910-24B00	TOH07086	(NK) 22311-21100 22311-21010 22311-21110 
20	G4AJ	PONY LANTRA 1500 S-COUPE SOHC 1986-1995 1468cc	MD997456 MD997237	MD997235	(NK) 22311-21100 22311-21010 22311-21110 
21	G4J	EXCEL LANTRA 1500 1986-1995	20910-24B10	TOH07087	(NK) 22311-21100 22311-21010 22311-21110 
22	D3EA-T	MATRIX ACCENT 1500 DIESEL 2001- 1493cc	20910-27C11	20920-27C11	(S) 22311-27500 
23	D3EA	MATRIX ACCENT 1500 DIESEL 2001- 1493cc	20910-27C00	20920-27C00	(S) 22311-27500 
24	D4FA  NEW	ACCENT GETZ VERNA 1500 DIESEL 2005- 1493cc	20910-2AD00	20920-2AD00	(S) 22311-2A102 

Valve Cover	Valve Seal	Manifold IN	Manifold EX	Exhaust Pipe	Oil Pan	Oil Seals
MD030282 	TOS07002(8) TOS07013(4)	TOI0708A 	TOE0709 	TOX07001 	TOP0706 	72*96*9 30*46*8 35*50*8
TOV0706 	MD016490	TOI0706A  TOI0706B 	TOE0708 	TOX07001 	TOP0706 	72*96*9 30*46*8 35*50*8
TOV0706 	TOS07002(8) TOS07013(4)	TOI0706A  TOI0706B 	TOE0708 		TOP0706 	72*96*9 30*46*8 35*50*8
TOV07116 	TOS07705(12)	TOI07116 	TOE07116 	TOX07709  TOX07710 		91*111*9 32*45*6 36*50*7
TOV07116 	TOS07705(12)	TOI07116 	TOE07116 			91*111*9 32*45*6 36*50*7
TOV07129 	TOS07036V(16)	TOI07129 	TOE07129 			91*111*9 41*53*7



No	Engine	Car Name / Year / Model	Full Set	Head Set	Cyl. Head
25	D4FA <b>NEW</b>	ACCENT GETZ VERNA 1500 DIESEL 2006- 1493cc	20910-2AE00	20920-2AE00	22311-2A102 (S) 
26	D4FA <b>NEW</b>	ACCENT GETZ VERNA 1500 DIESEL 2005- 1493cc	20910-2AK00	20920-2AK00	22311-2A102 (S) 
27	G4E	ACCENT 1500 SOHC 12V 1994- 1495cc	20910-22A00	20920-22A00	22311-22001 (NK) 
28	G4EK	ACCENT 1500 SOHC 12V 1998- 1495cc	20910-22AC0K	20920-22A0K	22311-22001 (NK) 
29	G4EK	ACCENT ELANTRA 1500 SOHC 12V 1995- 1495cc	20910-22N10 20910-22P10	20920-22N10	22311-22120 (S) 22311-22130 
30	G4K	ACCENT 1500 DOHC 1996- 1495cc	20910-26A01	20920-26A01	22311-26051 (S) 

Valve Cover	Valve Seal	Manifold IN	Manifold EX	Exhaust Pipe	Oil Pan	Oil Seals
TOV07129 	TOS07036V(16)	TOI07129 	TOE07129 			91*111*9 41*53*7
TOV07129 	TOS07036V(16)	TOI07129 	TOE07129 			91*111*9 41*53*7
TOV0700 	TOS07004(12)	TOI0700A(4) 	TOE0700 			72*96*9 35*48*8 35*50*8
TOV0700 	TOS07004(8)	TOI0700B 	TOE07110 		TOP07110 	72*96*9 35*48*8 35*50*8
TOV0700 	TOS07004(12)	TOI0700A(4) 	TOE0700 			72*96*9 35*48*8 35*50*8
TOV07105 	TOS07004(16)	TOI07105 	TOE07105 	TOX07701 	TOP07105 	72*96*9 35*48*8 35*50*8

No	Engine	Car Name / Year / Model	Full Set	Head Set	Cyl. Head	Valve Cover	Valve Seal	Manifold IN	Manifold EX	Exhaust Pipe	Oil Pan	Oil Seals
31	G4FK	ACCENT 1500 DOHC 1999- 1495cc	20910-26C01	20920-26C01	22311-26051 (S) 	TOV07105 	TOS07004(8) TOS07020(8)	TOI07118(4) 	TOE07105 			72*96*9 35*48*8 35*50*8
32	G4FK	ACCENT 1500 DOHC 1999- 1495cc	TOF071052	TOH071052	22311-26051 (S) 	TOV07105 	TOS07004(8) TOS07020(8)	TOI07105 	TOE07105 			72*96*9 35*48*8 35*50*8
33	*G4FK	ACCENT 1500 DOHC 2000- 1495cc	20910-26A05	TOH071053	22311-26051 (S) 							
34	G4EK	ACCENT 1500 SOHC 1999- 1495cc	20910-22AC0	20920-22AC0	22311-22130 (S) 	TOV0700 	TOS07004(12)	TOI07122(4) 	TOE0700 			72*96*9 35*48*8 35*50*8
35	G4FC <b>NEW</b>	CERATO CEED 1600 2006-08 1591cc			22311-2B000 (S) 							
36	G4FC <b>NEW</b>	CERATO CEED 1600 2008-09 1591cc			22311-2B001 (S) 							

No	Engine	Car Name / Year / Model	Full Set	Head Set	Cyl. Head
37	G4FC <b>NEW</b>	ELENTRA GETZ i20i30 160 DOHC 16V 2006-10 1591cc			22311-2B003 (S) 
38	G4CN	ELENTRA LANTRA 1600 1800 DOHC 16V 1992- 1595cc/1795cc	20910-33A00	29020-33A00	22311-33010 (NK) 
39	G4CR	ELENTRA LANTRA 1600 1800 DOHC 16V 1993- 1595cc/1795cc	20910-33A01	20920-33A01	22311-33010 (NK) 
40	G4ED	ELANTRA MATRIX 1600 DOHC 16V 2000- 1599cc	20910-26D00	20920-26D00	22311-26101 (S) 
41	G4ED	ACCENT 1600 DOHC 16V 2001- 1599cc	20910-26E00	20920-26E00	22311-26101 (S) 
42	G4ED	ELANTRA MATRIX 1600 DOHC 16V 2002- 1599cc	20910-26D10	20920-26D10	22311-26100 (S) 

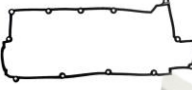
















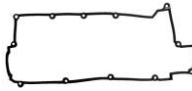


Valve Cover	Valve Seal	Manifold IN	Manifold EX	Exhaust Pipe	Oil Pan	Oil Seals
TOV0733A	TOS07002(16)	TOI0733A	TOE0733A		TOP0733	80*96*9 44*60*7 35*50*8 20*30*7
TOV0733A	TOS07002(16)	TOI0733A	TOE0733B		TOP0733	80*96*9 44*60*7 35*50*8 20*30*7
TOV07105	TOS07004(16)	TOI07105	TOE07107			72*96*9 35*48*8 35*50*8
TOV07107	TOS07004(16)	TOI07105	TOE07118			72*96*9 35*48*8 35*50*8
TOV07105	TOS07004(8) TOS07020(8)	TOI07105	TOE07118			72*96*9 35*48*8 35*50*8



No	Engine	Car Name / Year / Model	Full Set	Head Set	Cyl. Head
43	G4ED	ELANTRA MATRIX 1600 COUPE QIANLIMA DOHC 16V 2001- 1599cc	20910-26G00	20920-26D20	22311-26100 (S) 
44	G4EF	GETZ 1600 DOHC 16V 2002- 1599cc	20910-26F10	TOH071182	22311-26100 (S) 
45	G4ED <b>NEW</b>	ACCENT 1600 DOHC 16V 2006- 1599cc	20910-26K00	20920-26K20	TOG07118 (S) 
46	G4EF	ACCENT 1600 DOHC 16V 2001-04 1599cc		HS26224PT	22311-26100 (S) 
47	G4ED <b>NEW</b>	ACCENT 1600 DOHC 16V 2006/09- 1599cc	TOF071186	HS26224PT-2	TOG07118 (S) 
48	* G4EK	ACCENT GETZ 1600 DOHC 16V 2004- 1599cc	20910-26K00		22311-26101 (S) 

Valve Cover	Valve Seal	Manifold IN	Manifold EX	Exhaust Pipe	Oil Pan	Oil Seals
TOV07105 	TOS07004(8) TOS07020(8)	TOI07118(4)	TOE07118 			72*96*9 35*48*8 35*50*8
TOV07107 	TOS07004V(16)	TOI07105 	TOE07118 			72*96*9 35*48*8 35*50*8 0*42*8
TOV07118 	TOS07004V(16)	TOI07107 	TOE07118 			72*96*9 35*48*8 35*50*8 0*42*8
TOV07105 	TOS07004V(16)	TOI07118A 	TOE07107 	TOX07010 		35*50*8 0*42*8
TOV07118 	TOS07004V(16)	TOI07107 	TOE07118 		TOP07118A 	72*96*9 35*48*8 35*50*8

No	Engine	Car Name / Year / Model	Full Set	Head Set	Cyl. Head
49	* G4EE	GETZ 1600 DOHC 16V 2002- 1599cc	20910-26F00	20920-26F00	22311-26101 (S) 
50	G4DR	LANTRA COUPE 1600 DOHC 16V 1996-	20910-23A00	20920-23A00	22311-23100 (S) 
51	G4GR	ELANTRA 1600 DOHC 16V 1998-	20910-23A10	20920-23A10	22311-23110 (S) 
52	G4M	SONATA 1800 SOHC 1988-1996	TOF07305	TOH07305	TOG0730 (NK) 
53	G4DM	LANTRA TIBURON 1800 2000 ELANTRA COUPE DOHC 16V 1996- 1795cc/1975cc	20910-23B00	20920-23B00	22311-23000G (G) 
54	G4GF GEDM	LANTRA TIBURON 1800 2000 ELANTRA 1.8L COUPE 2.0L DOHC 16V 1996- 1795cc/1975cc	20910-23B01 20910-23B00	20920-23B01	22311-23000 (S) 

Valve Cover	Valve Seal	Manifold IN	Manifold EX	Exhaust Pipe	Oil Pan	Oil Seals
TOV07108 	TOS07004(16)	TOI07106 	TOE07106 		TOP07106 	80*96*9 37.6*49*7.5 35*50*8
TOV07108 	TOS07004(8) TOS07020(8)	TOI07106 	TOE07106 			80*96*9 37.6*49*7.5 35*50*8
TOV0726 	TOS07003(8)	TOI0730 	TOE0730 	TOX07002  TOX07003 	TOP0726 	80*96*9 44*60*7 17*28*7 35*50*8 25*35*6
TOV07108 	TOS07004(16)	TOI07106 	TOE07106 		TOP07106 	80*96*9 37.6*49*7.5 35*50*8
TOV07108 	TOS07004(8) TOS07020(8)	TOI07106 	TOE07106 			80*96*9 37.6*49*7.5 35*50*8


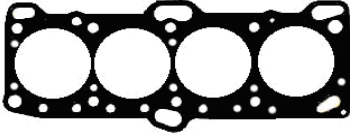




No	Engine	Car Name / Year / Model	Full Set	Head Set	Cyl. Head
55	G4GF	LANTRA TIBURON 1800 2000 ELANTRA 1.8L COUPE 2.0L DOHC 16V 1996- 1795cc/1975cc	20910-23H00	TOH071202	22311-23000 (S) 
56	G4GC	LANTRA ELANTRA 1800 TIBURON 1800 2000 DOHC 16V 1996-	20910-23D00	20920-23D00	22311-23700 (S) 
57	G4GB	ELANTRA 1800 DOHC 16V 2000- 1795cc	20910-23C00	20920-23C00	22311-23700 (S) 
58	G4GD	LAVITA MATRIX COUPE 1800 TIBURON DOHC 2001- 1795/1975cc	20910-23D00A	20920-23D00A	22311-23700 (S) 
59	G4GE	AVANTE MATRIX 1800 2000 DOHC 16V 2002-	20910-23D02	20920-23D02	22311-23710 (S) 
60	G4GF <b>NEW</b>	TIBURON 2000 DOHC 16V 2005- 1975cc	20910-23F00	20920-23F00	22311-23700 (S) 



























Valve Cover	Valve Seal	Manifold IN	Manifold EX	Exhaust Pipe	Oil Pan	Oil Seals
TOV07106 	TOS07004V(16)	TOI07106B 	TOE07121 	TOX07708 	TOP07120 	80*96*9 37.6*49*7.5 35*50*8
TOV07106 	TOS07004(16)	TOI07106 	TOE07106 	TOX07708 	TOP07106 	80*96*9 37.6*49*7.5 35*50*8
TOV07106 	TOS07004(16)	TOI07106A 	TOE07106 			80*96*9 37.6*49*7.5 35*50*8
TOV07108 	TOS07004(16)	TOI07106B 	TOE07106 			80*96*9 37.6*49*7.5 35*50*8
TOV07121 	TOS07004(16)	TOI07106A 	TOE07121 	TOX07708 	TOP07121 	80*96*9 37.6*49*7.5 35*50*8
TOV07121 	TOS07004(16)	TOI07106B 	TOE07106 			80*96*9 37.6*49*7.5 35*50*8



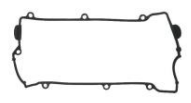


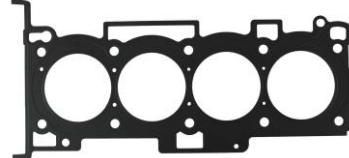









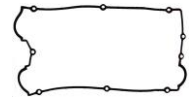








No	Engine	Car Name / Year / Model	Full Set	Head Set	Cyl. Head
61	D4EA	ELANTRA TRAJET SANTA 2000 DIESEL 16V 2000-1991cc	20910-27A00	20920-27A00	22311-27000 (S) 
62	D4EA	TUCSON TCI 2000 DIESEL 2004-1991cc	20910-27E0	20920-27E00	22311-27000 (S) 
63	D4EA <b>NEW</b>	SONATA AF TCI 2000 TUCSON DIESEL SOHC 16V 2005-1991cc	20910-27F30	20920-27F30	22311-27411 (S) 
64	D4FA <b>NEW</b>	SONATA AF TCI 2000 TUCSON DIESEL SOHC 16V 2005-1991cc	20910-27F00	20920-27F00	22311-27411 (S) 
65	D4EB <b>NEW</b>	SANTA FE TCI 2200 GRANDEUR TG TCI SOHC 16V 2005-	20910-27F40	20920-27F40	22311-27850 (S) 
66	D4EB <b>NEW</b>	SANTA FE TCI 2200 GRANDEUR TG TCI SOHC 16V 2005-	TOF071311	TOH071311	22311-27850 (S) 

Valve Cover	Valve Seal	Manifold IN	Manifold EX	Exhaust Pipe	Oil Pan	Oil Seals
TOV07117 	TOS07705(16)	TOI07117 	TOE07117 			91*111*9 32*45*6 36*50*7
TOV07117A 	TOS07008(16)	TOI07117 	TOE07117 	TOX07715  TOX07716 		91*111*9 32*45*6 36*50*7
TOV07117 	TOS07705V(16)	TOI07128 	TOE07128 	TOX07719  TOX07720  TOX07721(2) 		91*111*9 36*50*7 32*45*6
TOV07117 	TOS07705V(16)	TOI07117 	TOE07117 	TOX07711  TOX07715  TOX07716 		91*111*9 36*50*7 32*45*6
TOV07117 	TOS07705V(16)	TOI07128 	TOE07128 	TOX07719  TOX07720 		91*111*9 36*50*7 32*45*6
TOV07117 	TOS07705V(16)	TOI07128 	TOE07128 	TOX07719  TOX07720  TOX07721(2)  TOX07722  TOX07723 		91*111*9 36*50*7 32*45*6

No	Engine	Car Name / Year / Model	Full Set	Head Set	Cyl. Head
67	D4HA <b>NEW</b>	CM10 TUCSON IX35 2000 DOHC 16V 2009- 1995cc	20910-2FA00	TOH071370	22311-2F000 (S) 
68	G4CP	SONATA 2000 DOHC 16V 1994-1999 1997cc	20910-33D00	20920-33D00	22311-32130 (NK) 
69	G4CP	SONATA 2000 DOHC 16V 1994- 1997cc	20910-33D02	20920-33D02	22311-32130 (NK) 
70	G4CS	SONATA H100 2400 8V 1989-1995	20910-32B01	20920-32B00	22311-32600 (NK) 
71	G4JP	TRAJET SONATA 2000 DOHC 16V 2000- 1997cc	20910-38B00	20920-38B00	22311-38100 (S) 
72	G4P	SONATA 2000 8V 1988-1996	20910-32A00	20920-32A00	22311-32110 (NK) 










Valve Cover	Valve Seal	Manifold IN	Manifold EX	Exhaust Pipe	Oil Pan	Oil Seals
TOV07137 	TOS07043V(16)	TOI07137 	TOE07137 			60*72*8
TOV0733A 	TOS07002(16)	TOI0733A 	TOE0733A 		TOP0733 	80*96*9 44*60*7 35*50*8 20*30*7
TOV0733A 	TOS07002(16)	TOI0733B 	TOE0733B 		TOP0733 	80*96*9 44*60*7 35*50*8 20*30*7
TOV0726 	TOS07003(8)	TOI0730 	TOE0726A 	TOX07002  TOX07003 	TOP0726 	80*96*9 44*60*7 35*50*8
TOV07111 	TOS07002(16)	TOI07008B 	TOE0733B 			85*103*8 44*60*7 35*50*8 20*30*7
TOV0726 	TOS07003(8)	TOI0730 	TOE0731 	TOX07002  TOX07003 	TOP0726 	80*96*9 44*60*7 17*28*7 35*50*8 25*35*6

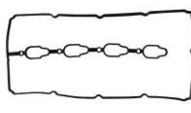













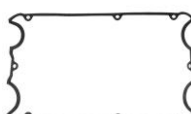



No	Engine	Car Name / Year / Model	Full Set	Head Set	Cyl. Head	Valve Cover	Valve Seal	Manifold IN	Manifold EX	Exhaust Pipe	Oil Pan	Oil Seals
73	G6A	SONATA XG 2000 DOHC 24V 2001- 1998cc	20910-37B00	20920-37B00	2311-37120 (S)  22311-37110 (S) 	TOV07113(2) 	TOS07004(12) TOS07020(12)	TOI07113(2) 	TOE07113(2) 			91*111*9 37*50*6 30*42*8 30*42*8
74	G4KA	SONATA NF 2000 DOHC 16V 2004- 1998cc	20910-25A00	20920-25A00	22311-25012 (S) 	TOV07130 	TOS07037V(16)	TOI07130 	TOE07130 			85*103*8 42*55*7
75	G4KA <b>NEW</b>	SONATA NF 2000 DOHC 16V 2006- 1998cc			22311-25013 (S) 							
76	D4EB <b>NEW</b>	CM10 CRDI 2200 KIA CARNIVAL DOHC 16V SANTA FE NEW 2.2 2009- 2199cc	20910-2FB00	TOH071380	22311-2F660 (S) 	TOV07137 	TOS07043V(16)	TOI07137 	TOE07138 			60*72*8
77	G4JS SIRIUS2	SANTA FE SONATA 2400 DOHC 16V 2001- 2351cc	20910-38C00	20920-38C00	22311-38C00 (S) 	TOV07111 	TOS07002(16)	TOI07008B 	TOE0733B 			85*103*8 44*60*7 35*50*8
78	G4KC	SONATA NF 2400 DOHC 16V 2004- 2359cc	20910-25B00	20920-25B00	22311-25211 (S) 	TOV07130 	TOS07037V(16)	TOI07130 	TOE07130 			85*103*8 42*55*7


































No	Engine	Car Name / Year / Model	Full Set	Head Set	Cyl. Head
79	D4B	GRACE PORTER H100 2500 8V	20910-42A10	TOH071030	22311-42800 (NK) 
80	D4AF	TERRACAN TCI 2001- DIESEL 2476cc	20910-42D00	20920-42D00	22311-42852 (G) 
81	D4BF D4BH	GALLOPER STAREX H100 8V DIESEL 2476cc	20910-42B00	TOH07385	22311-42852 (NK) 
82	D4BH	TERRACAN TCI DIESEL 2001- 2476cc	20910-42E00	TOH07386	22311-42852 (G) 
83	* KJ3.0	TERRACAN CRDI DIESEL 2002- 2476c	20910-4XA01	TOH072241	TOG07224 (S) 
84	DELTA	SONATA XG 2500 DOHC 24V 1998- 2493cc	20910-37A00	20920-37A00	22311-37220 (S)  22311-37210 (S) 

Valve Cover	Valve Seal	Manifold IN	Manifold EX	Exhaust Pipe	Oil Pan	Oil Seals
TOV07103 	TOS07003(8)	TOM0736A 			TOP0736 	80*96*9 44*60*7 35*50*8
TOV0738A 	TOS07003(8)	TOM07300 			TOP0736A 	80*96*9 44*60*7 17*28*7 35*50*8
TOV07103 	TOS07003(8)	TOM0736A 		TOX07008  TOX07002 	TOP0736 	80*96*9 44*60*7 35*50*8
TOV07103 	TOS07003(8)	TOM07300 		TOX07008  TOX07002 	TOP0736A 	80*96*9 44*60*7 35*50*8
TOV07224 	TOS07604(16)	TOI07224 	TOE07224 			90*110*9 38*52*7 50*68*9
TOV07113(2) 	TOS07004(24)	TOI07113(2) 	TOE07113(2) 			91*111*9 37*50*6 30*42*8 30*42*8









No	Engine	Car Name / Year / Model	Full Set	Head Set	Cyl. Head
85	D4CB NEW	SPAREX TDI 2500 DOHC 16V 2006- 2497cc	20910-4AB01	TOH072281	22311-4A000 (S) 
86	*D4CD NEW	SPAREX TDI 2500 DOHC 16V 2010- 2497cc	20910-4AU00		22311-4A700 (S)
87	G6BA	SANTA FE TRAJET 2700 COUPE TIBURON SONATA 24V 2001- 2657cc	20910-37C00	20920-37C00	22311-37320 (S)  22311-37310 (S) 
88	G6BA	SANTAT FE 2700 KIA OPTIMA 2004- 2656cc		HS26276PT-1	22311-37320 (S)  22311-37310 (S) 
89	*G6BA-C	TUCSON COUPE 2700 TIBURON 2700 2004- 2656cc	TOF071153	TOH071153	22311-37320 (S)  22311-37310 (S) 
90	G6CV	EQUIS DOHC 3.5 V6 XG SIGMA ENGINE 2001- 3497cc	20910-39C01 20910-39C00	TOH071260	22311-39501 (S)  22311-39502 (S) 




























Valve Cover	Valve Seal	Manifold IN	Manifold EX	Exhaust Pipe	Oil Pan	Oil Seals
TOV07228 	TOS07014V(16)	TOI07228 	TOE07228 	TOX07023  TOX07024 		91*114*9  48*62*8
TOV07113(2) 	TOS07004(12) TOS07020(12)	TOI07113(2) 	TOE07113(2) 			91*111*9  37*50*6  30*42*8  30*42*8
TOV07115(2) 	TOS07004V(24)	TOI07113(2)  TOU07115 		TOX07109  TOX07110(2)  TOX07111 		30*42*8  30*42*8  0*42*8
TOV07126(2) 	TOS07002(24)	TOI07007A(2)  TOU0729 	TOE0729(2) 			91*111*9  30*42*8  37*50*6




No	Engine	Car Name / Year / Model	Full Set	Head Set	Cyl. Head
91	* G6CV  <b>NEW</b>	TERRACAN 2900 2006-	20910-39D00	TOH071263	22311-39501 (S)  22311-39502 (S) 
92	G6CV	TRUCK 3500 2002-06 3497cc		TOH071264	22311-39501 (S)  22311-39502 (S) 
93	G6AT	SONATA GALLOPER 3000 V6 1992- 2972cc	20910-35A01	20920-35A00	22311-35030 (NK) 
94	G6CT	SONATA GALLOPER 3000 V6 DOHC 24V 1999- 2972cc	20910-39A01	20920-39A00	TOG07007(2) (G) 
95	G6CT	SONATA GALLOPER 3000 V6 DOHC 24V 1999- 2972cc	20910-39A00	TOH070076	22311-39A00 (G) 
96	D4AL	MIGHTY COUBTY 3298cc	20910-41D20	TOH07915	22311-41000 (S) 




















Valve Cover	Valve Seal	Manifold IN	Manifold EX	Exhaust Pipe	Oil Pan	Oil Seals
TOV07126  TOV07126A(2) 	TOS07002V(24)	TOI07007A(2)  TOU0729 	TOE07126(2) 			30*42*8  0*42*8
TOV0728(2) 	TOS07003(12)	TOI0728A(2) 	TOE0728A  TOE0728B 		TOP0728 	91*111*9.5  37*50*6  35*50*8
TOV0729(2) 	TOS07002(24)	TOI0729(2) 	TOE0729(2) 	TOX07037(2) 	TOP0728 	91*111*9.5  37*50*6  30*42*8
TOV0729(2) 	TOS07002(24)	TOI07007A(2) 	TOE0729A(2) 			91*111*9  37*50*6  30*42*8
TOV0792 	TOS07007(8)	TOI0790(4) 	TOE0795(4) 	TOX07703 	TOP0790 	100*124/158*15  55*78*12



No	Engine	Car Name / Year / Model	Full Set	Head Set	Cyl. Head
97	G6CU	EQUIS DOHC 3.5 V6 XG SIGMA ENGINE 2001- 3497cc	20910-39C01	TOH071260	22311-39502 (S)  22311-39501 (S) 
98	G6CU <b>NEW</b>	SANTA FE XG3500 KIA AMANTI 2002-06 3497cc		TOH071264	22311-39502 (S)  22311-39501 (S) 
99	D4AF	MIGHTY COUBTY 3568cc	20910-41B20 20910-41B01	TOH07945	22311-41200 (S) 
100	D4DA	MIGHTY2 COUBTY 3900 TURBO	20910-41E00	TOH07955	22311-45000 (S) 
101	6D16	TRUCK BUS	20910-93A10	TOH07555	22311-93001 (NK) 
102	6D22	TRUCK	21003-83000	TOH07635	22311-83001 (S) 

Valve Cover	Valve Seal	Manifold IN	Manifold EX	Exhaust Pipe	Oil Pan	Oil Seals
TOV07126(2) 	TOS07002(24)	TOI07007A(2) 	TOE0729(2) 			91*111*9 30*42*8 37*50*6
TOV07126  TOV07126A(2) 	TOS07002V(24)	TOI07007A(2)  TOU0729 	TOE07126(2) 			30*42*8 0*42*8
TOV0792 	TOS07007(8)	TOI0790(4) 	TOE0795(4) 	TOX07703 	TOP0790 	100*120*13 55*78*12
TOV0792 	TOS07007(8)	TOI0790(4) 	TOE0793(4) 		TOP0790 	100*124/158*15 55*78*8
TOV0755A 	TOS07007(12)	TOI0752 	TOE0754(6) 	TOX07705 	TOP0752 	107*180*17.5 76*94*12
TOV0762(6) 	TOS07015(12)	TOI0761(6) 	TOE0761(6) 	TOX07019 	TOP0761 	135/141.25* 156.2*6.8/14.5 95*120*13

No	Engine	Car Name / Year / Model	Full Set	Head Set	Cyl. Head
103	8DC9	TRUCK BUS	TOF07734	TOH07734	(NK) 22311-72610 
104	8DC90	TRUCK BUS	TOF07736	TOH07736	(NK) 22311-72610 
105	8DC91A	TRUCK BUS	21003-720A0	TOH07735	(NK) 22311-72610 
106					
107					
108					

Valve Cover	Valve Seal	Manifold IN	Manifold EX	Exhaust Pipe	Oil Pan	Oil Seals
TOV0773A(2) 	TOS07014(16)	TOI0773(8) 	TOE0770(8) 	TOX07023(2) 	TOP0773 	135*157.4*12.5 95*120*13
TOV0773B(8) 				TOX07024(2) 		
TOV0773A(2) 	TOS07014(16)	TOI0773(8) 	TOE0770(8) 	TOX07022(2) 	TOP0773 	135*157.4*12.5 95*120*13
TOV0773B(8) 				TOX07037(2) 		
TOV0773A(2) 	TOS07014(16)	TOI0773(8) 	TOE0770(8) 	TOX07022(2) 	TOP0773 	135*157.4*12.5 95*120*13
TOV0773B(8) 