
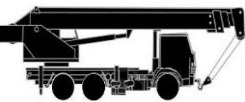




TOMOHI GASKET KIT

Japanese Products

Tel: +81-90-1784-8485



MADE IN JAPAN

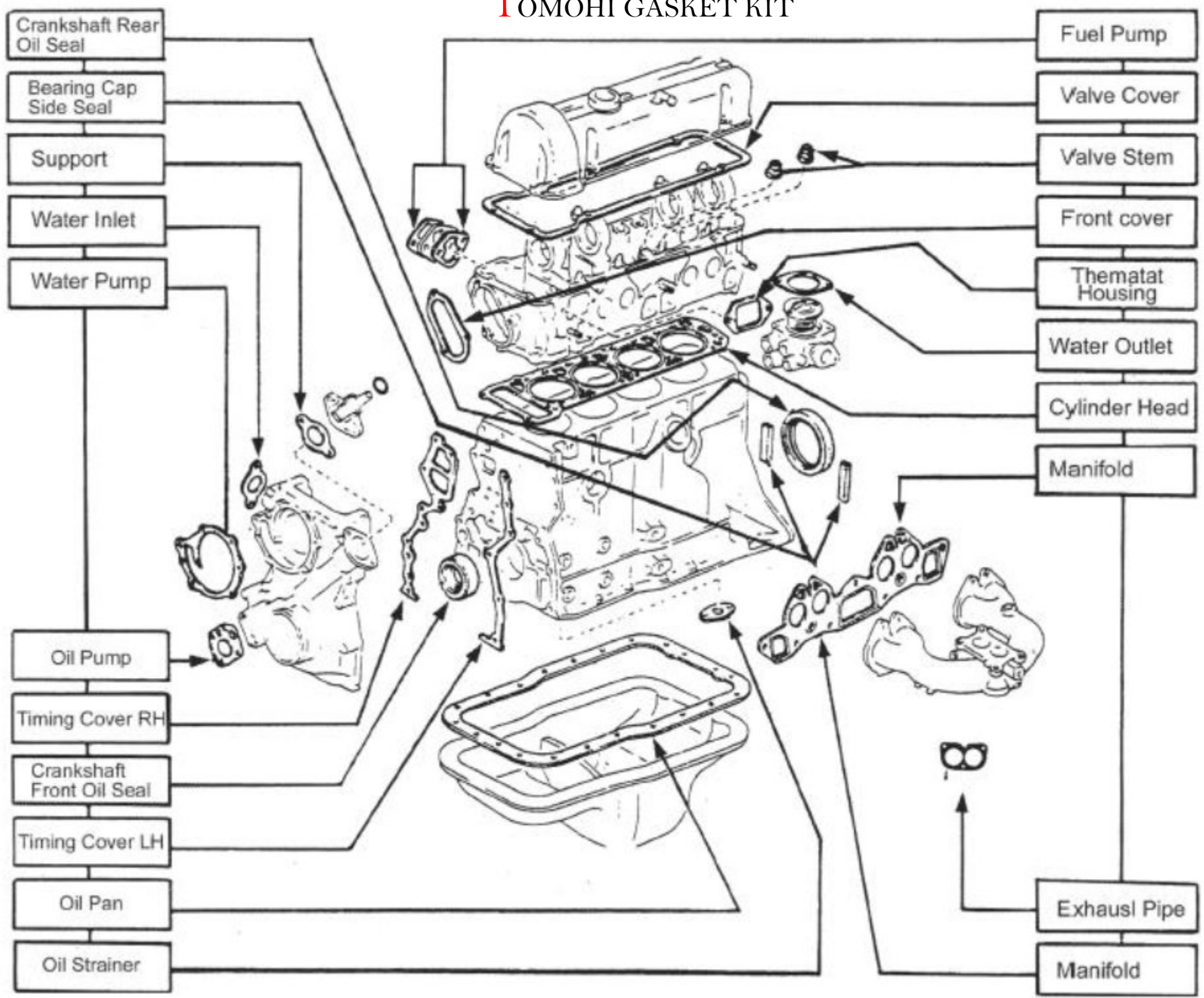
www.tomohi.jp - info@tomohi.jp

TOMOHI GASKET KIT



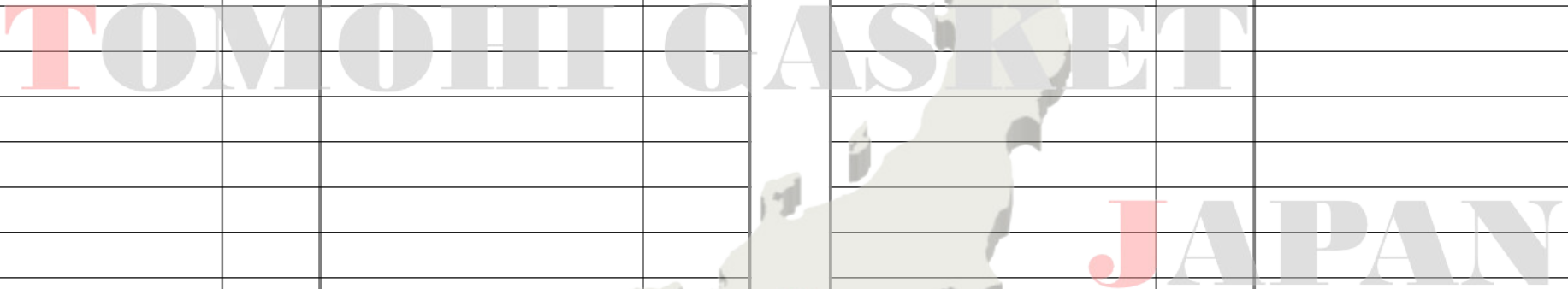
GASKETS USED IN AN AUTOMOBILE ENGINE

TOMOHI GASKET KIT





















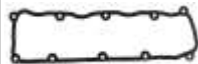



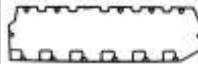
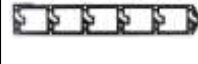








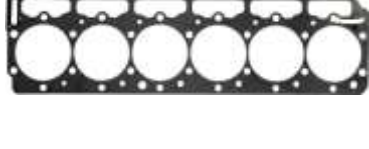
Engine Model	Page	Engine Model	Page	Engine Model	Page
1004.2					
1004.4					
1006.6					
1103C-33					
1104					
1300					
404C					
404D-T					
4/236					
* AT4 236					
D1146					









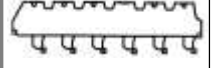

Engine Model	Page	Engine Model	Page	Engine Model	Page



No	Engine	Car Name / Year / Model	Full Set	Head Set	Cyl. Head
1	1004.2 NEW	CAT 3990cc			SWG23821 (NK) 3681E042 
2	1004.4	4.40 T4.40 C4.40 MF6130 MF6140 MF6150 PHASER 90 PHASER 110T 3990cc	SWF238160 U5LT1178 + U5LB1164	SWH238160 U5LT1178	SWG23816 (NK) 3681E037 
3	1006.6	PHASER 125 MF396 MF399 MF630 MF640 MF3085 MF616 PHASER 160T MF660 MF3114 5985cc	SWF238170 U5LT1179 + U5LB0169	SWH238170 U5LT1179	SWG23817 (NK) 3681H208 
4	1103C-33	1103 3300cc	SWF238100 U5LT0355 + U5LB0379	SWH238100 U5LT0355	SWG23810 (S) 3681E049 
5	1104	1104C-44 4400cc	SWF238110		SWG23811 (S) 3681E051 
6	1300	DT530		SWH238190	SWG23819 (G) 

Valve Cover	Valve Seal	Manifold IN	Manifold EX	Exhaust Pipe	Oil Pan	Oil Seals
SWV23816A  SWV23816B 	SWS23804V(8)	SWI23816 	SWE23816 	SWX23804  SWX23028  SWX23016 	SWP23816 	SWR23801V 133.3*158.7*12.4 SWO23801V 60.3*79.35*9/11
SWV23817 	SWS23804V(12)	SWI23817 	SWE23817(2)  SWE23817A 	SWX23803 	SWP23817 	SWR23801V 133.3*158.7*12.4 SWO23801V 60.3*79.35*9/11
SWV23810 	SWS23800V(3) SWS23801V(3)	SWI23810(3) 	SWE23810 	SWX23800  SWX23801 	SWP23810 	
SWV23811 	SWS23800(4) SWS23801(4)		SWE23811 	SWX23800 	SWP23811 	
SWV23819 		SWI23819 	SWE23818 			

No	Engine	Car Name / Year / Model	Full Set	Head Set	Cyl. Head
7	404C	404C 12V 2200cc	SWF238120 U5LC0016	SWH238120	SWG23812 (S) 11147741 
8	404D-T	404T 2200 2200cc			SWG23820 (S) 111147761 
9	4/236	CALSA L45 L60 L80D350 D550 E35 E60 E70 MF165 MF168 MF50 MF50B 3860cc	SWF238130 U5LT0015 + U5LB0016	SWH238130 U5LT0015 U5LT1014	SWG23813 (NK) 36812349 3681E021 
10	4/236	CALSA L45 L60 L80D350 D550 E35 E60 E70 3860cc			SWG23814 (NK) 
11	* AT4 236	MF1007 MF3065 MF3080 MF3370 MF698T 3860cc	SWF238150 U5LT1004 + U5LB1158	SWH238150 U5LT1004	SWG23815 (NK) 3681E016 3681E034 
12	D1146	1300 SERIES DT466		SWH238180 1822328C95	SWG23818 (G) 1817562C4 

Valve Cover	Valve Seal	Manifold IN	Manifold EX	Exhaust Pipe	Oil Pan	Oil Seals
SWV23812  SWV23812A 	SWS23802V(4) SWS23803V(4)		SWE23812 	SWX23802 	SWP23095 	SWR23800 90*170*13 SWO23800 35*55*11
SWV23813 	SWS23804V(8)		SWE23813 	SWX23028 		
SWV23818 			SWE23818 	SWX23013 