





TOMOHI GASKET KIT

Japanese Products

Tel: +81-90-1784-8485



MADE IN JAPAN

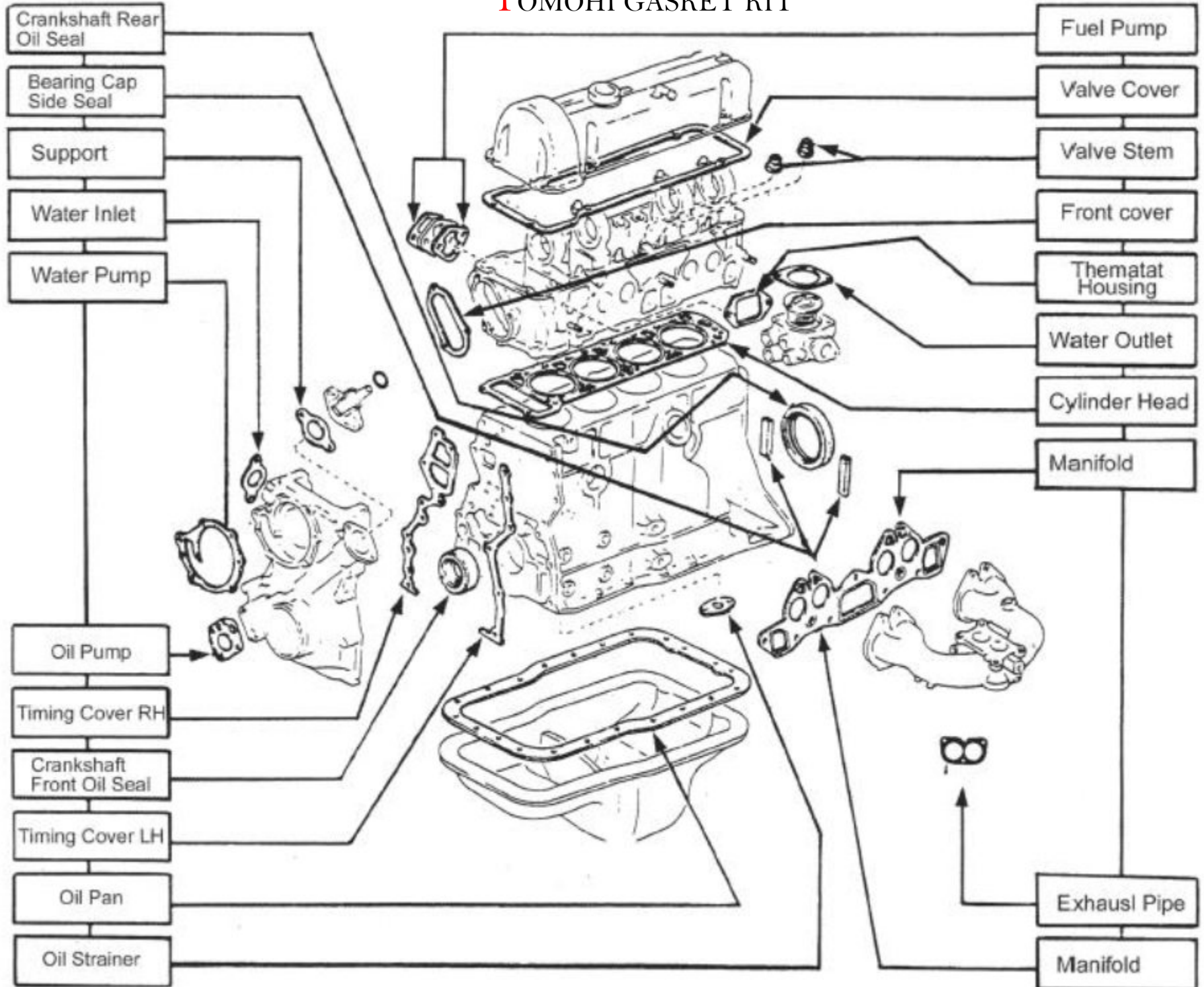
www.tomohi.jp - info@tomohi.jp

TOMOHI GASKET KIT



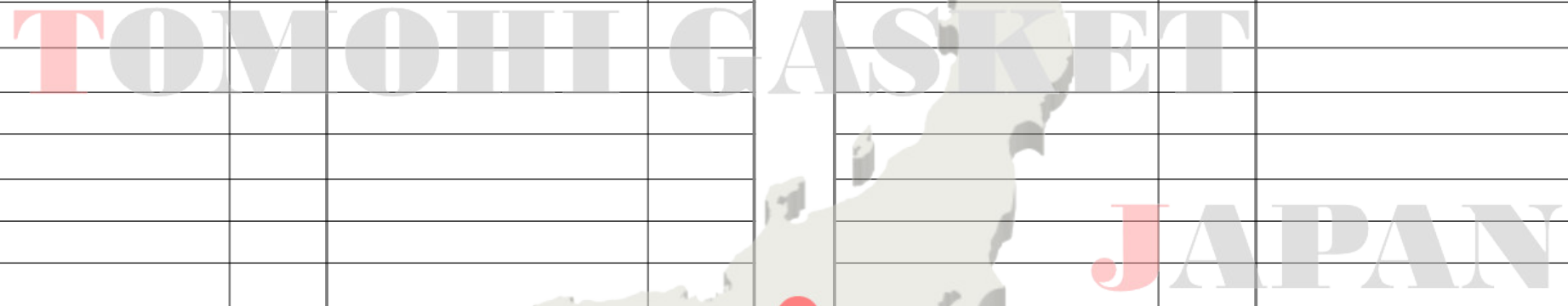
GASKETS USED IN AN AUTOMOBILE ENGINE

TOMOHI GASKET KIT































Engine Model	Page	Engine Model	Page	Engine Model	Page
H Series					
HA					
HASF					
PN Series					
PN					
R Series					
R2					
R2BF					
RF					
S Series					
S2					
S5					
SL					
SL-T					
T Series					
TF					
TF NEW					
TM					
VN Series					
VN					
W Series					
W9B3000					
WE-CD					
WLB2500					
WL-CD					
XY Series					
XB					
YAZB					



















Engine Model	Page	Engine Model	Page	Engine Model	Page












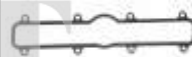






















No	Engine	Car Name / Year / Model	Full Set	Head Set	Cyl. Head
1	HA	PICK-UP E3000 TA3H 1978-80 2977cc	SWF16230 1363-99-100 1363-99-100A	SWH16230 1363-99-101	SWG1623 (NK) 1363-10-271 
2	HA SF	PICK-UP T3000 WEF 1980- 2977cc	SWF16250 SE01-99-100 SE45-99-100 SE01-99-100A/C	SWH16250 SE01-99-101	SWG1625 (NK) SE01-10-271 
3	HA	TRUCK T3000N 1985- 2977cc	SWF16251 8AW4-10-271 8AWG-10-271	SWH16251 8AW4-10-235	SWG1625 (NK) SE01-10-271 
4	PN	FAMILIA 1700 BF7P-5 1987- 1720cc	SWF16300 8ABN-10-271	SWH16300 8ABN-10-235	SWG1630 (G) PN11-10-271B 
5	R2	PICK-UP TRUCK 2200 E2200 B2200 1985- 2209cc	SWF16200 R201-99-100A	SWH16200 R201-99-101A	SWG1620 (S) R201-10-271A R202-10-271 
6	R2	PICK-UP TRUCK 2200 B2200 1988- 2209cc	SWF16290 8AZ6-10-271 8AU3-10-271	SWH16290 8AU3-10-235	SWG1629 (S) R2B6-10-271 

Valve Cover	Valve Seal	Manifold IN	Manifold EX	Exhaust Pipe	Oil Pan	Oil Seals
SWV1622B 	SWS16001(8) 8027-10-155	SWI1622(4) 	SWE1622(4) 		SWP1623 1363-89-104 	SWR16006 101.57*125*13 SWO16007 50.8*69.85*11
SWV1624 SE01-10-235 	SWS16013(8) SE01-10-155	SWI1624 SE01-13-111 	SWE1624(4) SL01-13-461 		SWP1624A  SWP1624B  SWP1624C(2) 	SWR16006 101.57*125*13 SWO16007 50.8*69.85*11
SWV1624 	SWS16013(8)	SWI1624 	SWE1624(4) 		SWP1624A  SWP1624D  SWP1624E 	SWR16006 101.57*125*13 SWO16007 50.8*69.85*11
SWV1630 PN11-10-235 	SWS16003(8) B630-10-155	SWU1630 PN11-13-111 	SWM1630 PN41-13-J05 		SWP1630 PN11-10-431 	SWR16003 83*100*9 SWO16001(2) 30*44*7
SWV1620 RF01-10-235 	SWS16013(8) RF01-10-155	SWI1620 RF01-13-111 	SWE1620 RF01-13-462 		SWP1612 F801-10-431 	SWR16011 90*110*9 SWO16001 30*44*7 SWO16032 34*48*7
SWV1620 	SWS16013(8)	SWI1620 	SWE1620 		SWP1612 	SWR16011 90*110*9 SWO16001 30*44*7 SWO16032 34*48*7

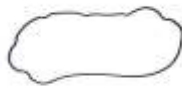





































No	Engine	Car Name / Year / Model	Full Set	Head Set	Cyl. Head
7	R2	E2200 B2200 2200 1995- 2184cc	SWF16411 8FG1-10-271	SWH16411 8FG1-10-235	SWG1641 (S) RFJ5-10-271 
8	R2BF	MAZDA 3.5 CX-7 2200 DOHC 16V 2008- 2184cc	SWF16800 8LE4-10-271		SWG1680 (S) R2AA-10-271 
9	RF	323D 2000 SOHC 8V 1998- 1998cc	SWF16560 8HBM-10-271	SWH16560 8HBM-10-235	SWG1656 (S) RF1L-10-271 
10	RF	323D M6 2000 SOHC 8V 1998- 1998cc	SWF16561 8DZY-10-271	SWH16561 8DZY-10-235	SWG1656 (S) RF1L-10-271 
11	RF	323D 626D 2000 SOHC 16V 1998- 1998cc	SWF16570 8FGC-10-271	SWH16570 8FGC-10-235	SWG1657 (S) RF2A-10-271 
12	RF	CAPELLA PICK-UP 2200 BONGOWAGON 1984- 2209cc	SWF16210 RF01-99-100	SWH16210 RF01-99-101	SWG1621 (NK) RF03-10-271 RF01-10-271 

Valve Cover	Valve Seal	Manifold IN	Manifold EX	Exhaust Pipe	Oil Pan	Oil Seals
SWV1620 	SWS16013(8)	SWI1641 	SWE1641A 			SWR16007 90*110*9/10.3 SWO16001 30*44*7 SWO16032 34*48*7 SWOS16003 32*46*7
SWV1680 	SWS16031V(16)	SWI1680 	SWE1680 			SWR16011 90*110*9 SWO16026 59*70.5*6
SWV1620 	SWS16013(8)	SWM1656 				SWR16007 90*110*9/10.3 SWO16032 34*48*7 SWO16001 30*44*7 SWOS16003 32*46*7
SWV1620 	SWS16013(8)	SWI1641 	SWE1641A 			SWR16007 90*110*9/10.3 SWO16001 30*44*7
SWV1657 	SWM16004(16)	SWI1657 	SWE1657(2) 			SWR16007 90*110*9/10.3 SWO16006 51.5*64*6 SWO16001 30*44*7
SWV1620 RF01-10-235 	SWS16013(8) HE19-10-155	SWI1620 RF01-13-111 	SWE1620 RF01-13-462 		SWP1612 F801-10-431 	SWR16011 90*110*9 SWO16001 30*44*7 SWO16032 34*48*7


































No	Engine	Car Name / Year / Model	Full Set	Head Set	Cyl. Head
13	RF	CAPELLA PICK-UP 2200 GDFP 1987- 2209cc	SWF16410 8AG7-10-271	SWH16410 8AG7-10-235	SWG1641 (S) RFJ5-10-271 
14	S2	PICK-UP 2200 BA52 E2200 B2200 1979-81 2209cc	SWF16220 1456-99-100 S203-99-100	SWH16220 1456-99-101	SWG1622 (NK) 0636-10-271 1355-10-271 0527-10-271 1456-10-271 
15	S5	PICK-UP T2500 WE5 1980- 2522cc OIL SEAL WITH FLAX	SWF16240 S501-99-100 S515-99-100	SWH16240 S501-99-101	SWG1624 (NK) S501-10-271 
16	S5	PICK-UP T2500 WE5 1988- 2522cc	SWF16241 8AWB-10-271	SWH16241 8AWB-10-235	SWG1624 (NK) S501-10-271 
17	SL	PICK-UP T3500 WEL 1984- 3455cc	SWF16260 SL01-99-100	SWH16260 SL01-99-101	SWG1626 (NK) SL01-10-271 
18	SL	PICK-UP T3500 WEL 1984- 3455cc	SWF16260G SL01-99-100G	SWH16260G SL01-99-101G	SWG1626G (G) SL01-10-271G 

Valve Cover	Valve Seal	Manifold IN	Manifold EX	Exhaust Pipe	Oil Pan	Oil Seals
SWV1620 	SWS16013(8)	SWI1620 	SWE1620 		SWP1612 	SWR16011 90*110*9 SWO16001 30*44*7 SWO16032 34*48*7
SWV1622A 1456-10-235 	SWS16001(8) 8072-10-155	SWI1622(4) 0636-13-111 	SWE1622(4) 0750-13-461 		SWP1622 1456-89-104 	SWR16006 101.57*125*13 SWO16007 50.8*69.85*11
SWV1624 SE01-10-235 	SWS16013(8) SE01-10-155	SWI1624 SE01-13-111 	SWE1624(4) SL01-13-461 		SWP1624A  SWP1624B  SWP1624C(2) 	SWR16006 101.57*125*13 SWO16007 50.8*69.85*11
SWV1624 SE01-10-235 	SWS16013(8)	SWI1624 SE01-13-111 	SWE1624(4) SL01-13-461 		SWP1624A  SWP1624D  SWP1624E 	SWR16006 101.57*125*13 SWO16007 50.8*69.85*11
SWV1626 SL01-10-235 	SWS16013(8)	SWI1626 SL01-13-111 	SWE1624(4) 		SWP1626A(2)  SWP1626B  SWP1624C(2) 	SWR16006 101.57*125*13 SWO16007 50.8*69.85*11
SWV1626 	SWS16013(8) SE01-10-155	SWI1626 	SWE1624(4) 		SWP1626A(2)  SWP1626B  SWP1624C(2) 	SWR16006 101.57*125*13 SWO16007 50.8*69.85*11























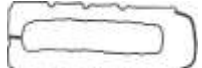



No	Engine	Car Name / Year / Model	Full Set	Head Set	Cyl. Head
19	SL	TRUCK T3500 WEL 1986- 3455cc	SWF16262 8AW5-10-271K	SWH16262 8AW5-10-235K	SWG1626 (NK) SL01-10-271 
20	SL	TRUCK T3500 WEL 1986- 3455cc	SWF16262G 8AW5-10-271G	SWH16262G 8AW5-10-235G	SWG1626G (G) SL01-10-271G 
21	SL	PICK-UP T3500 WEL 1989- 3455cc	SWF16261 8AWF-10-271	SWH16261 8AWF-10-235	SWG1626 (NK) SL01-10-271 
22	SL	PICK-UP T3500 WEL 1989- 3455cc	SWF16261G 8AWF-10-271G	SWH16261G 8AWF-10-235G	SWG1626G (G) SL01-10-271G 
23	SL	TRUCK T3500 WEL 1993- 3455cc	SWF16263 8AWP-10-271	SWH16263 8AWP-10-235G	SWG1626G (G) SL01-10-271G 
24	SL-T	TRUCK T3500 1984-	SWF16311 8AW2-10-271	SWH16311	SWG1631 (S) SL50-10-271 













Valve Cover	Valve Seal	Manifold IN	Manifold EX	Exhaust Pipe	Oil Pan	Oil Seals
SWV1626 	SWS16013(8) SE01-10-155	SWI1626 	SWE1624(4) 		SWP1626A(2)  SWP1626D  SWP1626F 	SWR16006 101.57*125*13 SWO16007 50.8*69.85*11
SWV1626 SL01-10-235 	SWS16013(8) SE01-10-155	SWI1626 SL01-13-111 	SWE1624(4) SL01-13-461 		SWP1626A(2)  SWP1626D  SWP1626E 	SWR16006 101.57*125*13 SWO16007 50.8*69.85*11
SWV1626 	SWS16013(8)	SWI1626 	SWE1624(4) 		SWP1626A(2)  SWP1626D  SWP1626E 	SWR16006 101.57*125*13 SWO16007 50.8*69.85*11
SWV1626 	SWS16013(8)	SWI1626 	SWE1624(4) 		SWP1626A(2)  SWP1626D  SWP1626E 	SWR16006 101.57*125*13 SWO16007 50.8*69.85*11
SWV1626 	SWS16013(8)	SWI1631 	SWE1631A(2)  SWE1631B(2) 		SWP1626A(2)  SWP1626D  SWP1626E 	SWR16006 101.57*125*13 SWO16007 50.8*69.85*11
SWV1626 	SWS16013(8)	SWI1631 	SWE1631A(2)  SWE1631B(2) 		SWP1626A(2)  SWP1626B  SWP1624C(2) 	SWR16006 101.57*125*13 SWO16007 50.8*69.85*11

No	Engine	Car Name / Year / Model	Full Set	Head Set	Cyl. Head
25	SL-T	TRUCK T3500 1986-92	SWF16310 8AW6-10-271	SWH16310	SWG1631 (S) SL50-10-271 
26	SL-T	TRUCK T3500 1990-	SWF16312 8AWE-10-271	SWH16312	SWG1631 (S) SL50-10-271 
27	SL-T	TRUCK T3500 1993-	SWF16313 8AWS-10-271	SWH16313	SWG1631 (S) SL50-10-271 
28	TF	PICK-UP T4000	SWF16400 8AWR-10-271	SWH16400 8AWR-10-235	SWG1640 (S) 8AWD-10-271 
29	TF NEW	PICK-UP T4000	SWF16401	SWH16400 8AWR-10-235	SWG1640 (S) 8AWD-10-271 TF20-10-271 
30	TM	PICK-UP T4500	SWF16420 8DWM-10-271	SWH16420 8DWM-10-235	SWG1642 (S) TM01-10-271 

Valve Cover	Valve Seal	Manifold IN	Manifold EX	Exhaust Pipe	Oil Pan	Oil Seals
SWV1626 	SWS16013(8)	SWI1631 	SWE1631A(2)  SWE1631B(2) 		SWP1626A(2)  SWP1626D  SWP1624E 	SWR16006 101.57*125*13 SWO16007 50.8*69.85*11
SWV1626 	SWS16013(8)	SWI1631 	SWE1631A(2)  SWE1631B(2) 		SWP1626A(2)  SWP1626D  SWP1626E 	SWR16006 101.57*125*13 SWO16007 50.8*69.85*11
SWV1626 	SWS16013(8) SE01-10-155	SWI1631 	SWE1631A(2)  SWE1631B(2) 		SWP1626A(2)  SWP1626D(2)  SWP1626E(2) 	SWR16006 101.57*125*13 SWO16007 50.8*69.85*11
SWV1640 TF01-10-235 	SWS16013(8) SE01-10-155	SWI1640 TF20-13-111 	SWE1640 TF01-13-461 		SWP1640(1) TF01-10-427 	SWR16010 105*125*13 SWO16013 60*81*11
SWV1640 	SWS16013(8) SE01-10-155	SWI1640 	SWE1640 		SWP1640(2) 	SWR16010 105*125*13 SWO16013 60*81*11
SWV1640 	SWS16013(8) SE01-10-155	SWI1642 	SWE1640 		SWP1640(2) 	SWR16010 105*125*13 SWO16013 60*81*11

No	Engine	Car Name / Year / Model	Full Set	Head Set	Cyl. Head
31	VN	KIA BESTA2700 1993-	SWF16330 OVN01-99-100 OVN01-10-270A OK71E-10-270	SWH16330 OVN01-99-101	SWG1633 (S) OVN01-10-271 OK71E-10-271 
32	W9 B3000	TRUCK B2900 FORD RANGER FIGHTER 2.9 2000- 2892cc	SWF16340 W901-99-100	SWH16340 WL01-99-101	SWG1634 (S) W901-10-271 W901-10-272 
33	WE-CD NEW	BT50 B3000 PICK-UP 16V DOHC TURBO 2006- 2953cc	SWF16360 WE01-10-270	SWH16360	SWG1636 (S) WE01-10-272 
34	WE-CD NEW	BT50 B3000 PICK-UP 16V DOHC TURBO 2006- 2953cc	SWF16361 WE01-10-180	SWH16361 WE01-10-180	SWG1636 (S) WE01-10-272 
35	WL B2500	FIGHTER TRUCK B2500 E SERIES SOHC 1996- 2499cc	SWF16320 8ASX-10-271B 8DSX-10-271	SWH16320 8ASX-10-235	SWG1632 (S) WL01-10-271 WLY0-10-271 
36	WL-CD	BT50 B2500 PTCK-UP 16V DOHC TURBO	SWF16350 WLAA-10-270	SWH16350	SWG1635 (S) WLAA-10-272 

Valve Cover	Valve Seal	Manifold IN	Manifold EX	Exhaust Pipe	Oil Pan	Oil Seals
SWV1633 	SWS16009(8)	SWI1633 	SWE1633 	SWX16009 	SWP1633A  SWP1633B  SWP1633C 	SWR16006 101.57*125*13 SWO16007 50.8*69.85*11
SWV1632 WL01-10-235 	SWS16501(12) WL01-10-155	SWI1632 WL10-13-111 	SWE1632 WL01-13-460 			SWR16007 90*110*9/10.3 SWO16012 60*76*7.5 SWOS16003 32*46*7 SWOS16004 53*70*11
SWV1635 	SWS16031(16)	SWI1635 	SWE1635 	SWX16030 		SWR16014 90*110*8.5 SWO16023 60*77.4*8 SWO16024 48*60*6 SWOS16003 32*46*7
SWV1635 	SWS16031V(16)	SWI1635 	SWE1635 	SWX16030  SWX16036 		SWR16011V 90*110*9 SWO16023 60*77.4*8 SWO16024 48*60*6
SWV1632 	SWS16501(12) WL01-10-155	SWI1632 	SWE1632 			SWR16007 90*110*9/10.3 SWO16012 60*76*7.5 SWOS16003 32*46*7 SWOS16004 53*70*11
SWV1635 	SWS16031(16)	SWI1635 	SWE1635 	SWX16030 		SWR16014 90*110*8.5 SWO16023 60*77.4*8 SWO16024 48*60*6

No	Engine	Car Name / Year / Model	Full Set	Head Set	Cyl. Head	Valve Cover	Valve Seal	Manifold IN	Manifold EX	Exhaust Pipe	Oil Pan	Oil Seals
37	XB	PLCK-UP E2500 E2700 EXA EXB EXC EXM 1972-77 2522cc /2701cc	SWF16221 0527-99-100	SWH16221 0559-99-101	SWG1622 (NK) 0527-10-271 0636-10-271 1355-10-271 1456-10-271 	SWV1622B 1456-10-235 	SWS16001(8) 8072-10-155	SWI1622(4) 	SWE1622(4) 		SWP1622A 	SWR16008(2) SWO16007 50.8*69.85*11
38	YA ZB	TRUCK T4100 WEX 1981- 4052cc	SWF16270 V101-99-100 V115-99-100	SWH16270 V101-99-101	SWG1627 (NK) 0727-10-271 	SWV1627 0727-10-235 	SWS16001(12)	SWI1622(6) 	SWE1622(6) 	SWX16707(2)	SWP1627A  SWP1627B  SWP1624C(2) 	SWR16006 101.57*125*13 SWO16010 60*78.9*11
39												
40												
41												
42												

TOMOHI GASKET

JAPAN